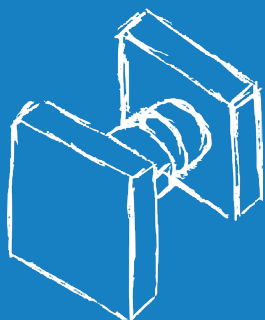
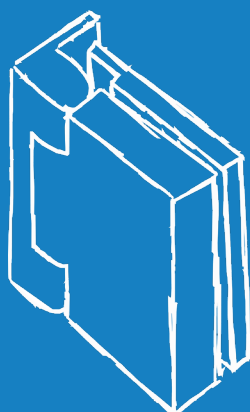


SISTEMAS PARA VIDRO


CATÁLOGO 2022/23



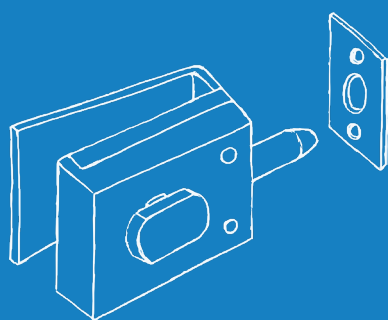
Puxadores



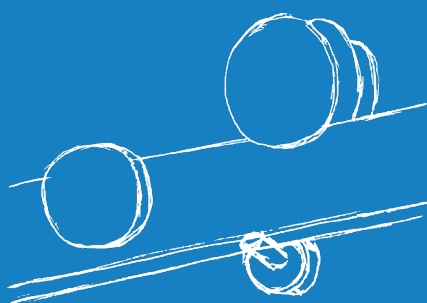
Dobradiças



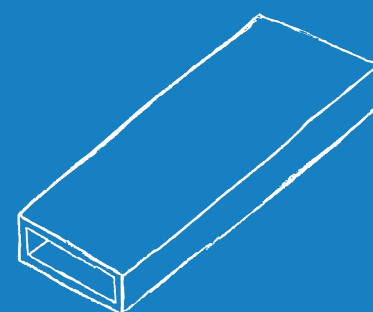
Suportes



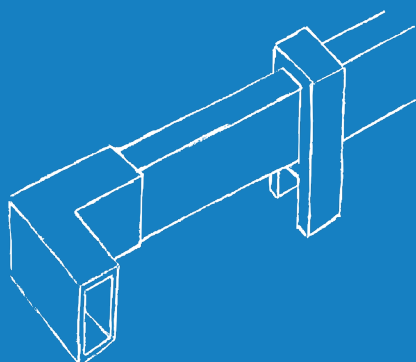
Fechos para vidro



Sistemas de portas de correr



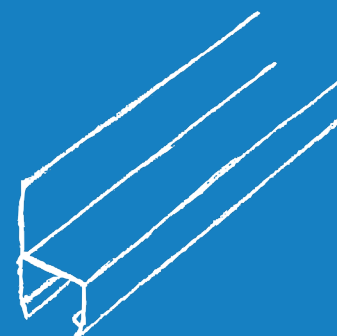
Tubos e Perfis



Sistemas modulares e estabilizadores



Toalheiros para vidro



Vedantes

ÍNDICE

INDEX / ÍNDICE

Pág:	Puxadores e Asas Handles and Pull Handles Pomos y manillones
5 - 14	
Pág:	Dobradiças Hinges Bisagras
15 - 34	
Pág:	Suportes de vidro Glass supports Soportes para cristal
35 - 50	
Pág:	Fechos para vidro Glass lock Cierre para cristal
51 - 52	
Pág:	Sistemas de portas de correr Sliding door systems Sistemas para puertas correderas
53 - 65	
Pág:	Tubos e Perfis Tubes and Profiles Tubos y Perfiles
66 - 72	
Pág:	Sistemas modulares e estabilizadores Modular systems and stabilizers Sistemas modulares e estabilizadores
73 - 90	
Pág:	Toalheiros para vidro Towel-rack for glass Toalleros para cristal
91 - 94	
Pág:	Vedantes para vidro Seals for glass Sellos para cristal
95 - 99	
Pág:	Artigos em preto mate Articles in black matte Artículos en negro mate
100	
Pág:	Condições gerais de venda General conditions of sale Condiciones generales de venta
101	

PT

Aquaglass desenvolve equipamento sanitário e ferragens para vidro destinado a um mercado de elevado nível de qualidade. A matéria prima utilizada nos nossos artigos é fundamentalmente o latão cromado brilho e níquel satinado, ou o aço inoxidável polido espelho e aço inoxidável satinado.

Todos os artigos são produzidos de acordo com os processos mais modernos de forma a garantir produtos com uma excelente relação entre custo e qualidade.

As unidades de fabrico contratadas pela Aquaglass têm implementado um sistema de gestão de controlo de qualidade segundo a norma ISO 9001/2015.

EN

Aquaglass develops sanitary equipment and glass fittings destined to a market of high quality level.

The used raw material in the accessories for bath is basically chrome plated brass highly bright and satin nickel or the stainless steel mirror polished and stainless steel satin.

All the articles are produced accordingly to the most modern processes obtaining products with an excellent relation between cost and quality.

The production units contracted by Aquaglass have implemented an Quality management system control according to norm ISO 9001/2015.

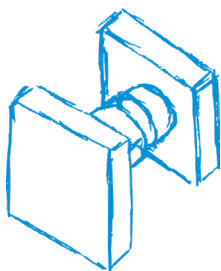
SP

Aquaglass desarrolla equipamiento para baño y accesorios para cristal destinados a un mercado de elevado nivel de calidad.

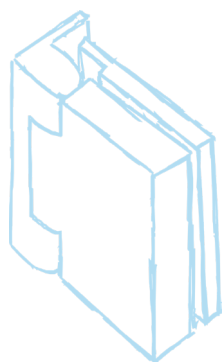
La matéria prima utilizada es predominantemente el laton cromo brilho y níquel satinado o el acero inoxidable pulido espejo y acero inoxidable satin.

Todos los artículos se producen de acuerdo con los procesos más modernos para garantizar productos con una excelente relación entre costo y calidad.

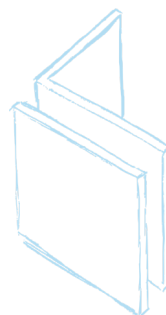
Las unidades de produccion contratadas por Aquaglass tienen implementado un sistema de gestion de calidad system system de acordo con la norma ISO 9001/2015.



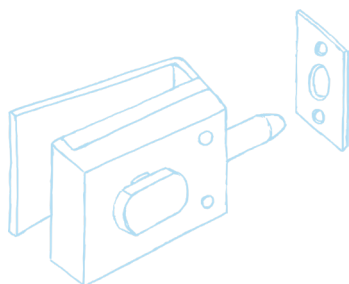
Puxadores



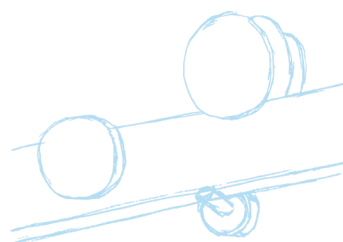
Dobradiças



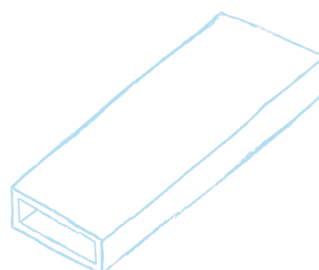
Suportes



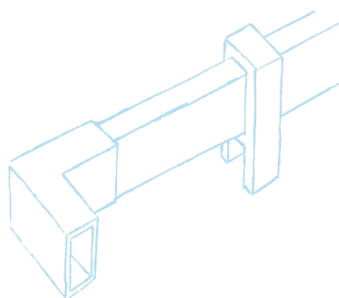
Fechos para vidro




Sistemas de portas de correr



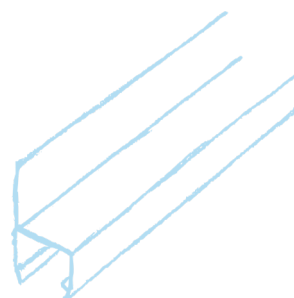
Tubos e Perfis



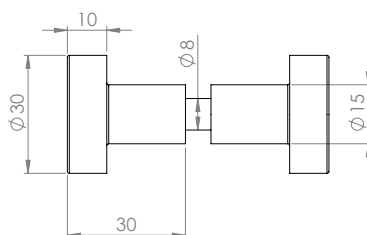
Sistemas modulares e estabilizadores



Toalheiros para vidro



Vedantes



PX0001

Ø30 mm

Puxador para porta de vidro

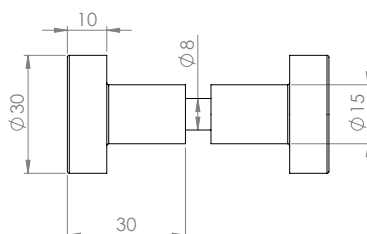
Knob for glass door
Pomo para puerta de cristal

Latão cromado

Brass **chrome plated**
Latón **cromado**

Espessura do vidro

Glass thickness
Espesura del cristal
6 a 12 mm



PX0003

Ø30 mm

Puxador para porta de vidro

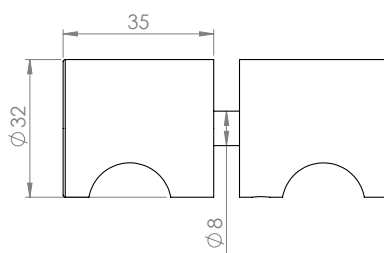
Knob for glass door
Pomo para puerta de cristal

Latão níquel satinado

Brass **satin nickel**
Latón **níquel satinado**

Espessura do vidro

Glass thickness
Espesura del cristal
6 a 12 mm



PX0002

Ø32 mm

Puxador para porta de vidro

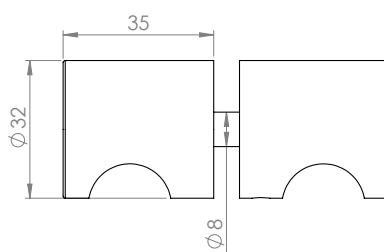
Knob for glass door
Pomo para puerta de cristal

Latão cromado

Brass **chrome plated**
Latón **cromado**

Espessura do vidro

Glass thickness
Espesura del cristal
6 a 12 mm



PX0004

Ø32 mm

Puxador para porta de vidro

Knob for glass door
Pomo para puerta de cristal

Latão níquel satinado

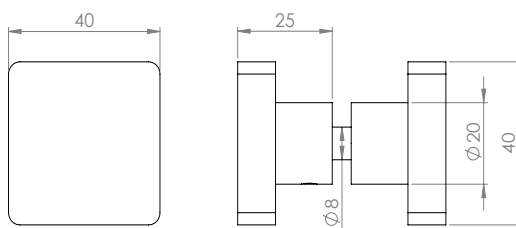
Brass **satin nickel**
Latón **níquel satinado**

Espessura do vidro

Glass thickness
Espesura del cristal
6 a 12 mm

Puxadores e asas em Latão

Brass knobs and handles | Pomos y manillones en Latón



PX0005

40x40 mm

Puxador para porta de vidro

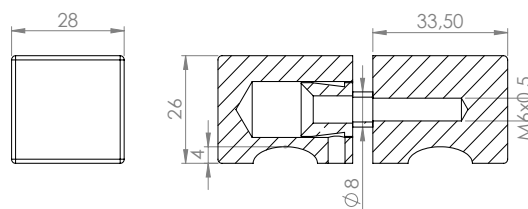
Knob for glass door
Pomo para puerta de cristal

Latão cromado

Brass chrome plated
Latón cromado

Espessura do vidro

Glass thickness
Espesura del cristal
6 a 12 mm



PX0006

26x28 mm

Puxador para porta de vidro

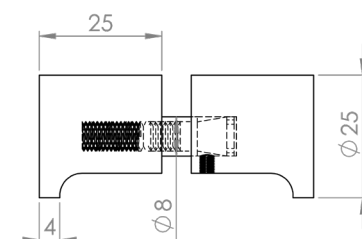
Knob for glass door
Pomo para puerta de cristal

Latão cromado

Brass chrome plated
Latón cromado

Espessura do vidro

Glass thickness
Espesura del cristal
6 a 12 mm



PX0007

Ø25 mm

Puxador para porta de vidro

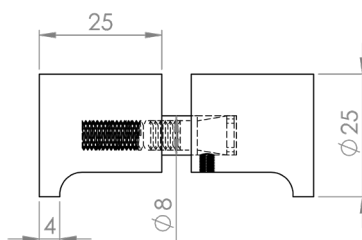
Knob for glass door
Pomo para puerta de cristal

Latão cromado

Brass chrome plated
Latón cromado

Espessura do vidro

Glass thickness
Espesura del cristal
6 a 12 mm



PX0008

Ø25 mm

Puxador para porta de vidro

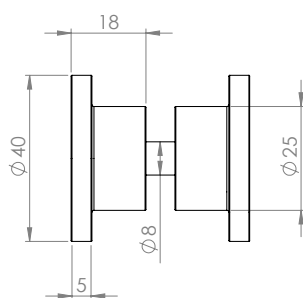
Knob for glass door
Pomo para puerta de cristal

Latão níquel satinado

Brass satin nickel
Latón níquel satinado

Espessura do vidro

Glass thickness
Espesura del cristal
6 a 12 mm



PX0011

Ø40 mm

Puxador/concha para porta de vidro

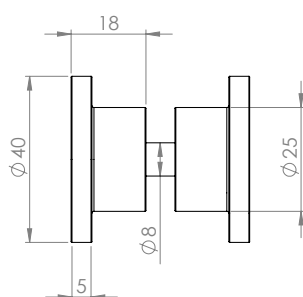
Knob/flush for glass door
Pomo/cazoleta para puerta de cristal

Latão cromado

Brass chrome plated
Latón cromado

Espessura do vidro

Glass thickness
Espesura del cristal
6 a 12 mm



PX0012

Ø40 mm

Puxador/concha para porta de vidro

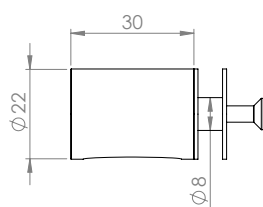
Knob/flush for glass door
Pomo/cazoleta para puerta de cristal

Latão níquel satinado

Brass satin nickel
Latón níquel satinado

Espessura do vidro

Glass thickness
Espesura del cristal
6 a 12 mm



PX0013

Ø22 mm

Puxador para porta de vidro

Knob for glass door
Pomo para puerta de cristal

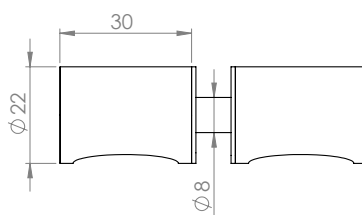

Latão cromado

Brass chrome plated
Latón cromado

Espessura do vidro

Glass thickness
Espesura del cristal
6 a 12 mm

Novo



PX0013.PR

Ø22 mm

Puxador para porta de vidro

Knob for glass door
Pomo para puerta de cristal

Latão cromado

Brass chrome plated
Latón cromado

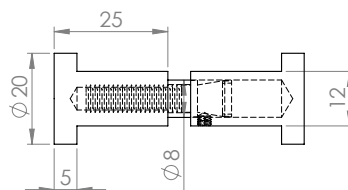
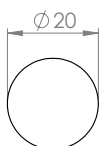
Espessura do vidro

Glass thickness
Espesura del cristal
6 a 12 mm

Puxadores e asas em Latão

Brass knobs and handles | Pomos y manillones en Latón

Novo



PX0017

Ø20 mm

Puxador para porta de vidro

Knob for glass door
Pomo para puerta de cristal

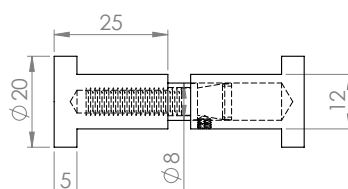
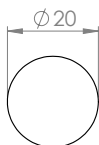
Latão cromado

Brass chrome plated
Latón cromado

Espessura do vidro

Glass thickness
Espesura del cristal
6 a 12 mm

Novo



PX0018

Ø20 mm

Puxador para porta de vidro

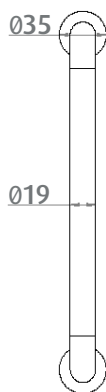
Knob for glass door
Pomo para puerta de cristal

Latão níquel satinado

Brass satin nickel
Latón níquel satinado

Espessura do vidro

Glass thickness
Espesura del cristal
6 a 12 mm



H100120.D | A- 250 mm

H100121.D | A- 425 mm

H100122.D | A- 600 mm

Asa dupla para porta de vidro

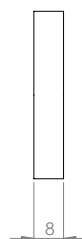
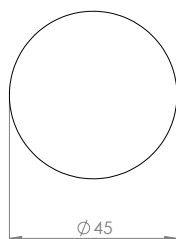
Double pull handle for glass door
Manillone doble para puerta de cristal

Latão cromado

Brass chrome plated
Latón cromado

Espessura do vidro

Glass thickness
Espesura del cristal
6 a 12 mm



PX0009.P

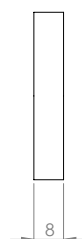
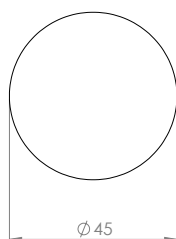
Ø45 mm

Concha para porta de vidro
Flush Handle for glass door
Cazuleta para puerta de cristal

Aço inox polido
Stainless steel **polished**
Acero inox **pulido**

EN 1.4301
AISI 304

Para colar com UV ou cola 3M (incluído)
To glue with UV or 3M glue (included)
Para pegar con cola UV o 3M (incluida)



PX0009.S

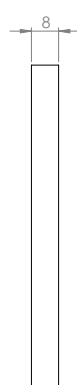
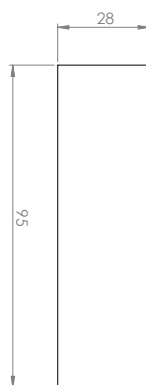
Ø45 mm

Concha para porta de vidro
Flush Handle for glass door
Cazuleta para puerta de cristal

Aço inox satinado
Stainless steel **satin**
Acero inox **satinado**

EN 1.4301
AISI 304

Para colar com UV ou cola 3M (incluído)
To glue with UV or 3M glue (included)
Para pegar con cola UV o 3M (incluida)



PX0010.P

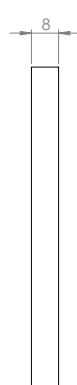
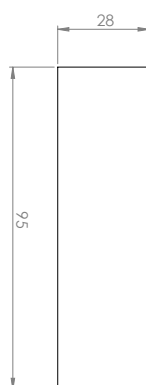
95x28 mm

Concha para porta de vidro
Flush Handle for glass door
Cazuleta para puerta de cristal

Aço inox polido
Stainless steel **polished**
Acero inox **pulido**

EN 1.4301
AISI 304

Para colar com UV ou cola 3M (incluído)
To glue with UV or 3M glue (included)
Para pegar con cola UV o 3M (incluida)



PX0010.S

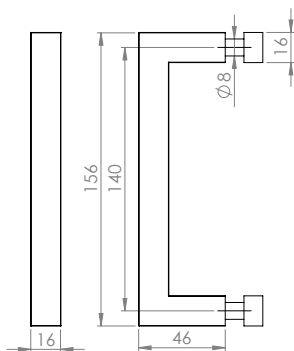

95x27 mm

Concha para porta de vidro
Flush Handle for glass door
Cazuleta para puerta de cristal

Aço inox satinado
Stainless steel **satin**
Acero inox **satinado**

EN 1.4301
AISI 304

Para colar com UV ou cola 3M (incluído)
To glue with UV or 3M glue (included)
Para pegar con cola UV o 3M (incluida)



PX0014.P

156x16 mm

Asa simples para porta de vidro

Simple pull handle for glass door
Manillone simple para puerta de cristal

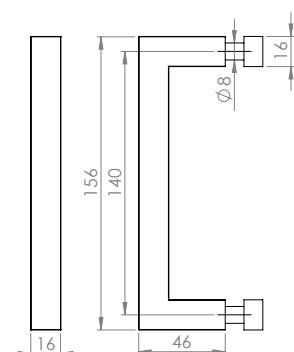

Aço inox **polido**

Stainless steel **polished**
Acero inox **pulido**

EN 1.4301
AISI 304

Espessura do vidro

Glass thickness
Espesura del cristal
6 a 12 mm



PX0014.S

156x16 mm

Asa simples para porta de vidro

Simple pull handle for glass door
Manillone simple para puerta de cristal

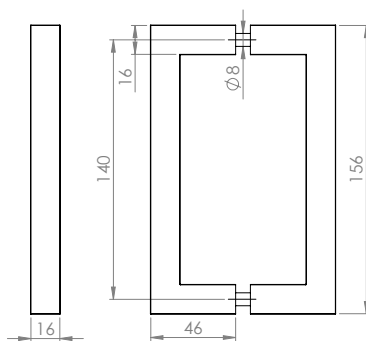

Aço inox **satinado**

Stainless steel **satín**
Acero inox **satinado**

EN 1.4301
AISI 304

Espessura do vidro

Glass thickness
Espesura del cristal
6 a 12 mm



PX0014.DP

156x16 mm

Asa dupla para porta de vidro

Double pull handle for glass door
Manillone doble para puerta de cristal

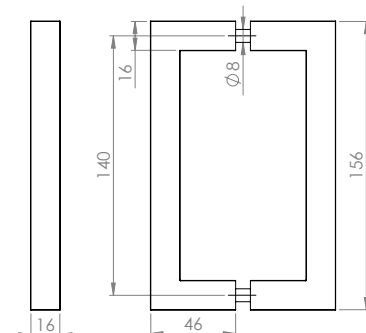

Aço inox **polido**

Stainless steel **polished**
Acero inox **pulido**

EN 1.4301
AISI 304

Espessura do vidro

Glass thickness
Espesura del cristal
6 a 12 mm



PX0014.DS

156x16 mm

Asa dupla para porta de vidro

Double pull handle for glass door
Manillone doble para puerta de cristal

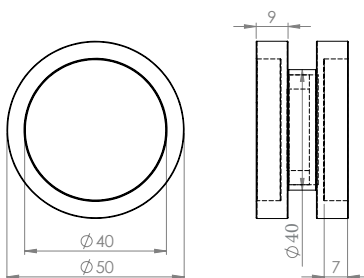

Aço inox **satinado**

Stainless steel **satín**
Acero inox **satinado**

EN 1.4301
AISI 304

Espessura do vidro

Glass thickness
Espesura del cristal
6 a 12 mm



PX0015.P

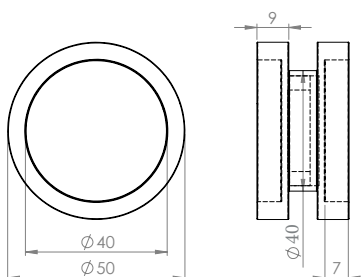

Ø50 mm

Concha para porta de vidro
Flush handle for glass door
Cazoleta para puerta de cristal

Aço inox polido
Stainless steel polished
Acero inox pulido

EN 1.4301
AISI 304

Espessura do vidro
Glass thickness
Espesura del cristal
6 a 10 mm



PX0015.S

Ø50 mm

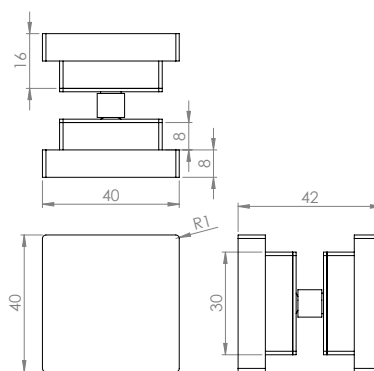

Concha para porta de vidro
Flush handle for glass door
Cazoleta para puerta de cristal

Aço inox satinado
Stainless steel satin
Acero inox satinado

EN 1.4301
AISI 304

Espessura do vidro
Glass thickness
Espesura del cristal
6 a 10 mm

Novo



PX0019.P

40x40 mm

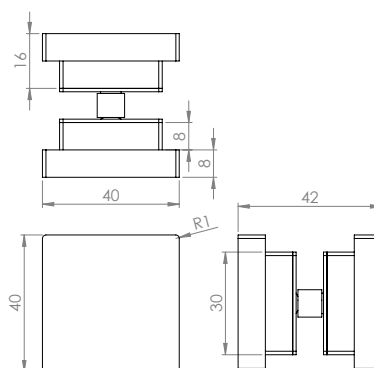

Concha/puxador para porta de vidro
Flush/knob handle for glass door
Cazoleta/pomo para puerta de cristal

Aço inox polido
Stainless steel polished
Acero inox pulido

EN 1.4301
AISI 304

Espessura do vidro
Glass thickness
Espesura del cristal
6 a 12 mm

Novo



PX0019.S

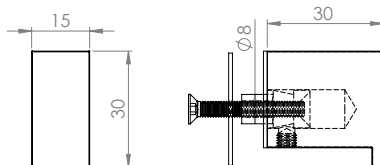

40x40 mm

Concha/puxador para porta de vidro
Flush/knob handle for glass door
Cazoleta/pomo para puerta de cristal

Aço inox satinado
Stainless steel satin
Acero inox satinado

EN 1.4301
AISI 304

Espessura do vidro
Glass thickness
Espesura del cristal
6 a 12 mm



PX0016

30x15 mm

Puxador para porta de vidro

Knob for glass door
Pomo para puerta de cristal

Aço inox **polido**

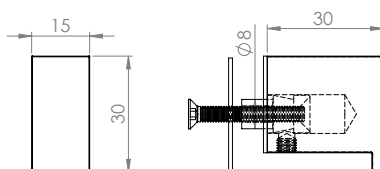

Stainless steel **polished**
Acero inox **pulido**

EN 1.4301
AISI 304

Espessura do vidro

Glass thickness
Espesura del cristal
6 a 12 mm

Novo



PX0016.S

30x15 mm

Puxador para porta de vidro

Knob for glass door
Pomo para puerta de cristal

Aço inox **satinado**

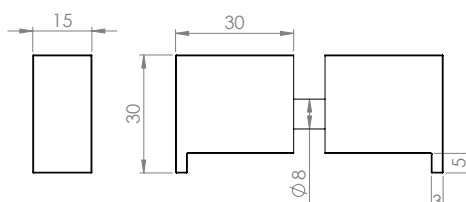

Stainless steel **satín**
Acero inox **satinado**

EN 1.4301
AISI 304

Espessura do vidro

Glass thickness
Espesura del cristal
6 a 12 mm

Novo



PX0016.PR

30x15 mm

Puxador para porta de vidro

Knob for glass door
Pomo para puerta de cristal

Aço inox **polido**

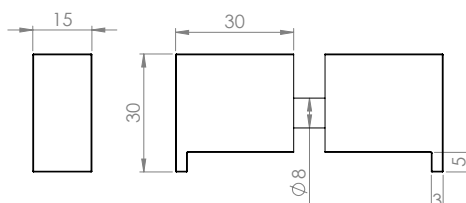

Stainless steel **polished**
Acero inox **pulido**

EN 1.4301
AISI 304

Espessura do vidro

Glass thickness
Espesura del cristal
6 a 12 mm

Novo



PX0016.PR.S

30x15 mm

Puxador para porta de vidro

Knob for glass door
Pomo para puerta de cristal

Aço inox **satinado**

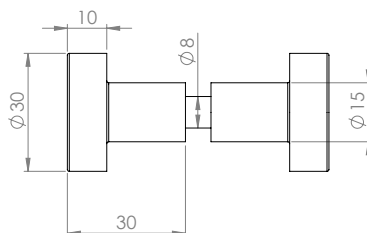
Stainless steel **satín**
Acero inox **satinado**

EN 1.4301
AISI 304

Espessura do vidro

Glass thickness
Espesura del cristal
6 a 12 mm

Novo



PX0001.BM

Ø30 mm

Puxador para porta de vidro

Knob for glass door
Pomo para puerta de cristal

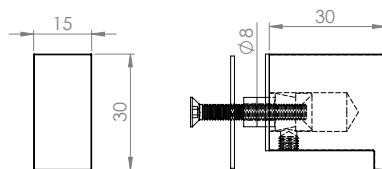
Latão preto mate

Brass black mate
Latón negro mate

Espessura do vidro

Glass thickness
Espesura del cristal
6 a 12 mm

Novo



PX0016.BM

30x15 mm

Puxador para porta de vidro

Knob for glass door
Pomo para puerta de cristal

Aço inox preto mate

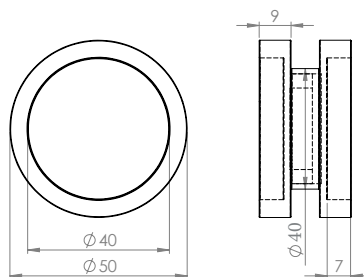

Stainless steel black mate
Acero inox negro mate

**EN 1.4301
AISI 304**

Espessura do vidro

Glass thickness
Espesura del cristal
6 a 12 mm

Novo



PX0015.BM

Ø50 mm

Concha para porta de vidro

Flush handle for glass door
Cazoleta para puerta de cristal

Aço inox preto mate

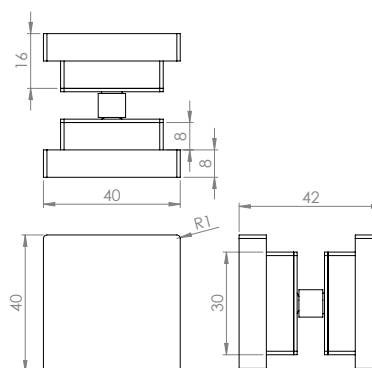
Stainless steel black mate
Acero inox negro mate

**EN 1.4301
AISI 304**

Espessura do vidro

Glass thickness
Espesura del cristal
6 a 10 mm

Novo



PX0019.BM

40x40 mm

Concha/puxador para porta de vidro

Flush/knob handle for glass door
Cazoleta/pomo para puerta de cristal

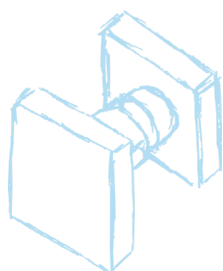
Aço inox preto mate

Stainless steel black mate
Acero inox negro mate

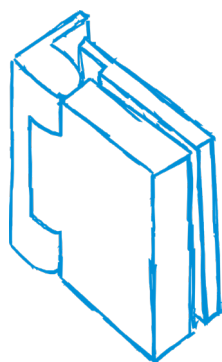
**EN 1.4301
AISI 304**

Espessura do vidro

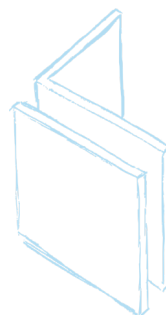
Glass thickness
Espesura del cristal
6 a 12 mm



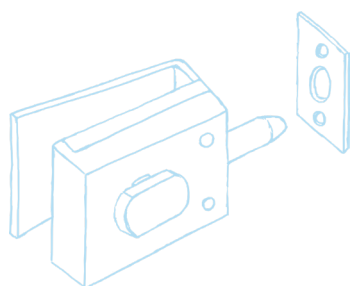
Puxadores



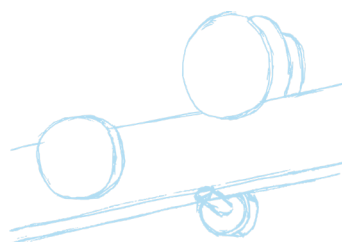
Dobradiças



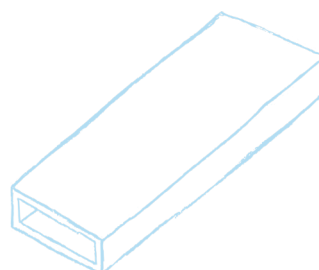
Suportes



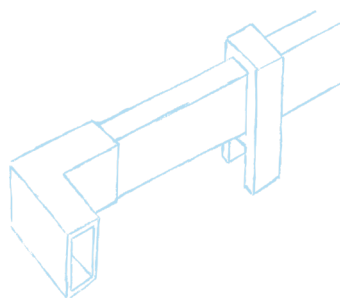
Fechos para vidro




Sistemas de portas de correr



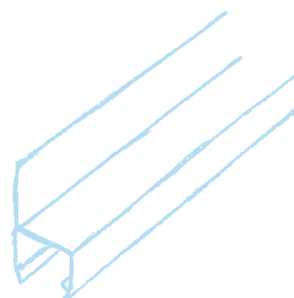
Tubos e Perfis



Sistemas modulares e estabilizadores



Toalheiros para vidro



Vedantes

Dobradiças em Aço inox 304 sem mola

304 Stainless steel hinges without spring | Bisagras en Acero inox 304 sin muelle



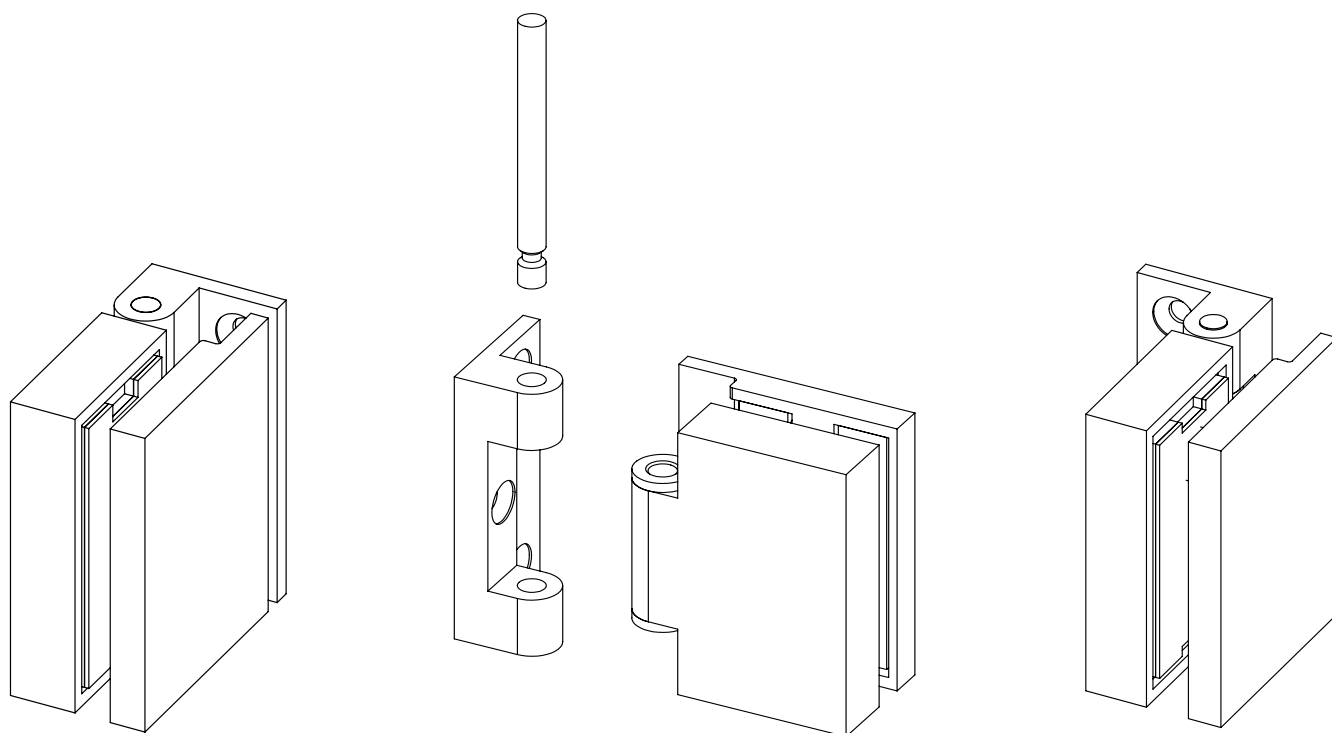
Dobradiça a abrir para fora com vedação contínua

- Espaço para aplicação de vedante contínuo
- Dobradiça sem parafusos visíveis



Dobradiça a abrir para dentro com vedação contínua

- Dobradiça reversível
- Três pontos de fixação á parede



Dobradiça a abrir para fora



Reverter o pino



Dobradiça a abrir para dentro

Dobradiças em Aço inox 304 sem mola

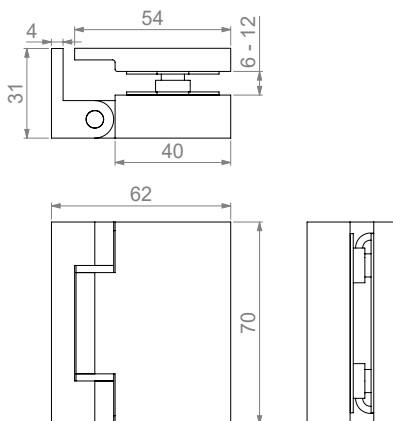
304 Stainless steel hinges without spring | Bisagras en Acero inox 304 sin muelle



Dobradiça a abrir para fora com vedação contínua



Novo



DB0030.P

70x40 mm

Dobradiça para parede-vidro

Hinge for wall-glass

Bisagra para pared-cristal

Aço inox polido

Stainless steel polished

Acero inox pulido

EN 1.4301
AISI 304

Peso máximo 2 dobradiças

Maximum weight 2 hinges

Peso máximo 2 bisagras

Max:
45 kg

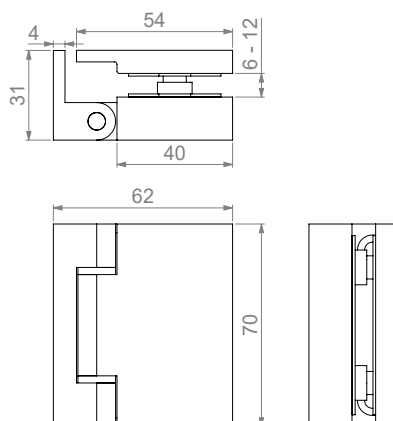
Espessura do vidro

Glass thickness

Espesura del cristal

6 a 12 mm

Novo



DB0030.S

70x40 mm

Dobradiça para parede-vidro

Hinge for wall-glass

Bisagra para pared-cristal

Aço inox satinado

Stainless steel satin

Acero inox satinado

EN 1.4301
AISI 304

Peso máximo 2 dobradiças

Maximum weight 2 hinges

Peso máximo 2 bisagras

Max:
45 kg

Espessura do vidro

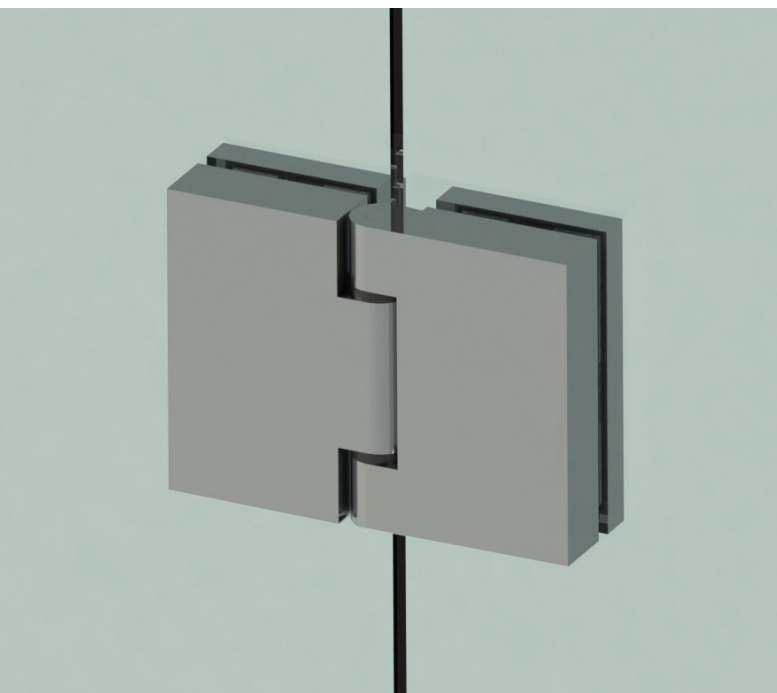
Glass thickness

Espesura del cristal

6 a 12 mm


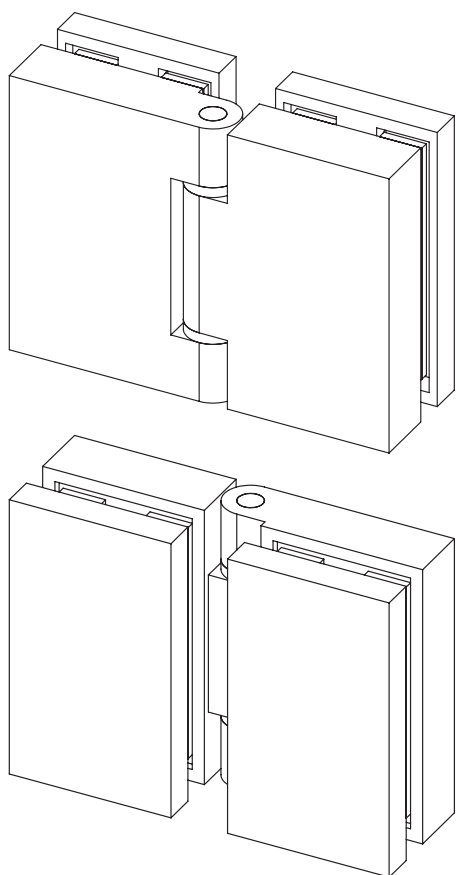
Dobradiças em Aço inox 304 sem mola

304 Stainless steel hinges without spring | Bisagras en Acero inox 304 sin muelle



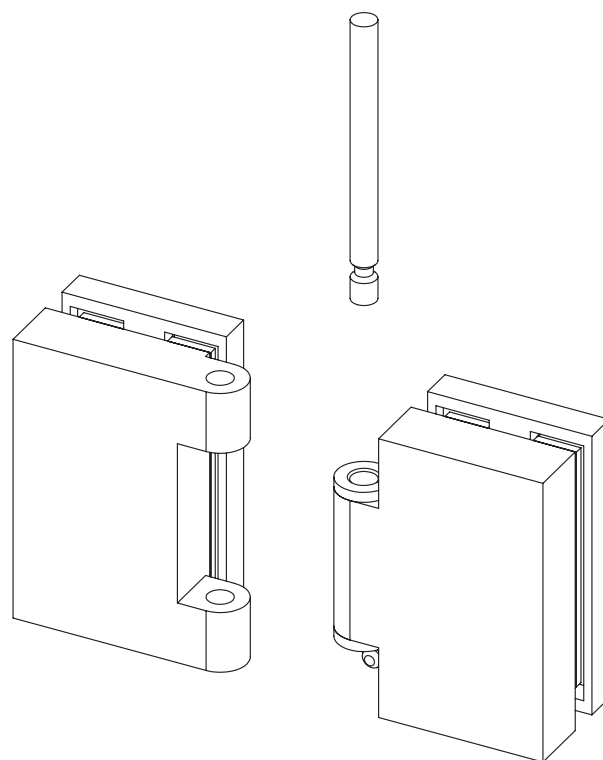
Dobradiça a abrir para fora com vedação contínua

- Espaço para aplicação de vedante contínuo
- Dobradiça sem parafusos visíveis



Dobradiça a abrir para dentro com vedação contínua

- Dobradiça reversível



Dobradiças em Aço inox 304 sem mola

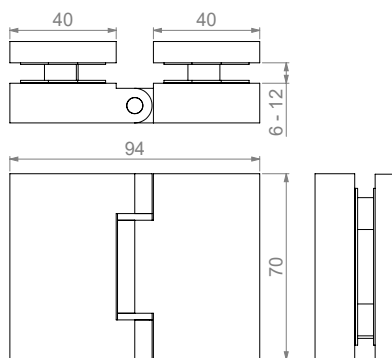
304 Stainless steel hinges without spring | Bisagras en Acero inox 304 sin muelle

AQUA
aquaglass

Dobradiça a abrir para fora com
vedação contínua



Novo



DB0031.P

70x94 mm

Dobradiça para vidro-vidro a 180°
Hinge for glass-glass at 180°
Bisagra para cristal-cristal 180°

Aço inox polido
Stainless steel polished
Acero inox pulido

EN 1.4301
AISI 304

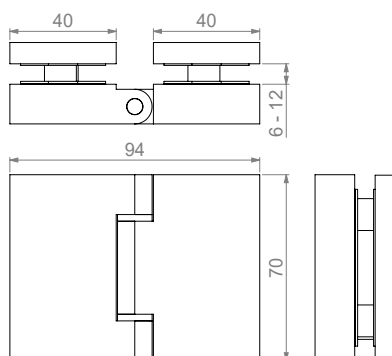
Peso máximo 2 dobradiças
Maximum weight 2 hinges
Peso máximo 2 bisagras

Max:
45 kg

Espessura do vidro
Glass thickness
Espesura del cristal

6 a 12 mm

Novo



DB0031.S

70x94 mm

Dobradiça para vidro-vidro a 180°
Hinge for glass-glass at 180°
Bisagra para cristal-cristal 180°

Aço inox satinado
Stainless steel satin
Acero inox satinado

EN 1.4301
AISI 304

Peso máximo 2 dobradiças
Maximum weight 2 hinges
Peso máximo 2 bisagras

Max:
45 kg

Espessura do vidro
Glass thickness
Espesura del cristal

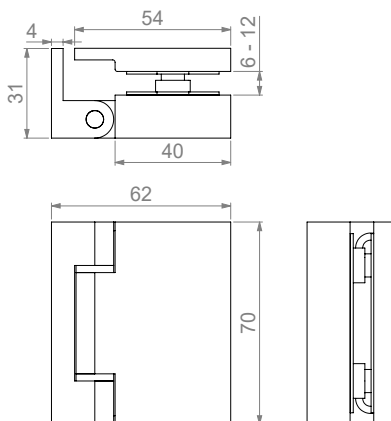
6 a 12 mm

Dobradiças em Aço inox 304 sem mola

304 Stainless steel hinges without spring | Bisagras en Acero inox 304 sin muelle



Novo



DB0030.BM

70x40 mm

Dobradiça para parede-vidro

Hinge for wall-glass
Bisagra para pared-cristal

Aço inox preto mate
Stainless steel *black mate*
Acero inox *negro mate*

EN 1.4301
AISI 304

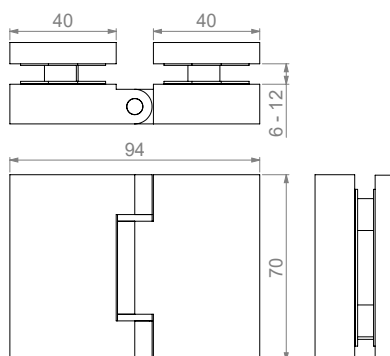
Peso máximo 2 dobradiças
Maximum weight 2 hinges
Peso máximo 2 bisagras

Max:
45 kg

Espessura do vidro
Glass thickness
Espesura del cristal

6 a 12 mm

Novo



DB0031.BM

70x94 mm

Dobradiça para vidro-vidro a 180°

Hinge for glass-glass at 180°
Bisagra para cristal-cristal 180°

Aço inox preto mate
Stainless steel *black mate*
Acero inox *negro mate*

EN 1.4301
AISI 304

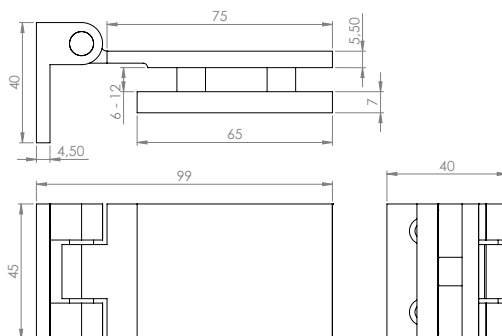
Peso máximo 2 dobradiças
Maximum weight 2 hinges
Peso máximo 2 bisagras

Max:
45 kg

Espessura do vidro
Glass thickness
Espesura del cristal

6 a 12 mm

Novo



DB0035.P

45x65 mm

Dobradiça para parede-vidro

Hinge for wall-glass
Bisagra para pared-cristal

Aço inox polido

Stainless steel polished
Acero inox pulido

EN 1.4301
AISI 304

Peso máximo 2 dobradiças

Maximum weight 2 hinges
Peso máximo 2 bisagras

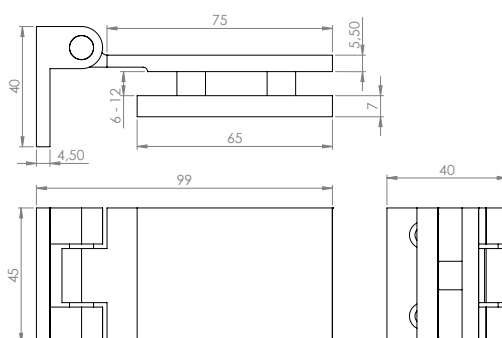

Max:
30 kg

Espessura do vidro

Glass thickness
Espesura del cristal

6 a 12 mm

Novo



DB0035.S

45x65 mm

Dobradiça para parede-vidro

Hinge for wall-glass
Bisagra para pared-cristal

Aço inox satinado

Stainless steel satin
Acero inox satinado

EN 1.4301
AISI 304

Peso máximo 2 dobradiças

Maximum weight 2 hinges
Peso máximo 2 bisagras

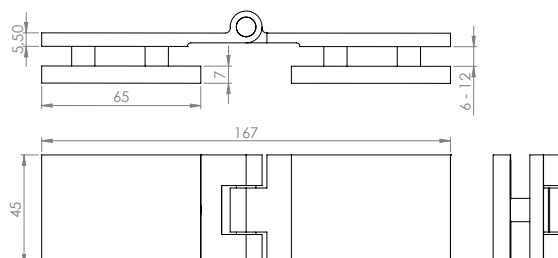
Max:
30 kg

Espessura do vidro

Glass thickness
Espesura del cristal

6 a 12 mm

Novo



DB0036.P

45x167 mm

Dobradiça para vidro-vidro a 180°

Hinge for glass-glass at 180°
Bisagra para cristal-cristal 180°

Aço inox polido

Stainless steel polished
Acero inox pulido

EN 1.4301
AISI 304

Peso máximo 2 dobradiças

Maximum weight 2 hinges
Peso máximo 2 bisagras

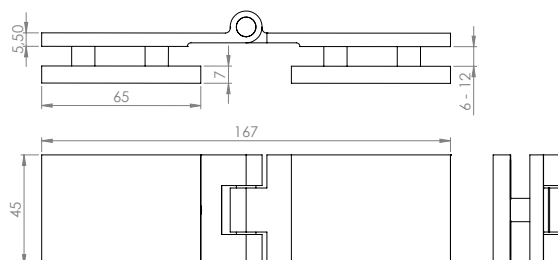

Max:
30 kg

Espessura do vidro

Glass thickness
Espesura del cristal

6 a 12 mm

Novo



DB0036.S

45x167 mm

Dobradiça para vidro-vidro a 180°

Hinge for glass-glass at 180°
Bisagra para cristal-cristal 180°

Aço inox satinado

Stainless steel satin
Acero inox satinado

EN 1.4301
AISI 304

Peso máximo 2 dobradiças

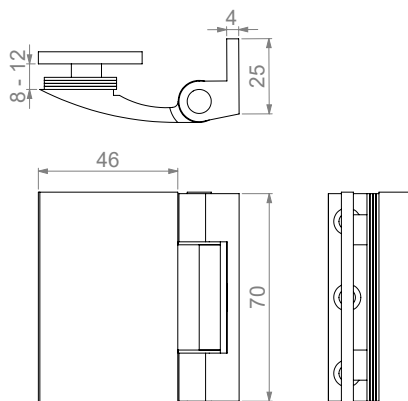
Maximum weight 2 hinges
Peso máximo 2 bisagras

Max:
30 kg

Espessura do vidro

Glass thickness
Espesura del cristal

6 a 12 mm



DB0033.P

70x46 mm

Dobradiça para parede-vidro

Hinge for wall-glass
Bisagra para pared-cristal

Aço inox polido

Stainless steel polished
Acero inox pulido

EN 1.4301
AISI 304

Peso máximo 2 dobradiças

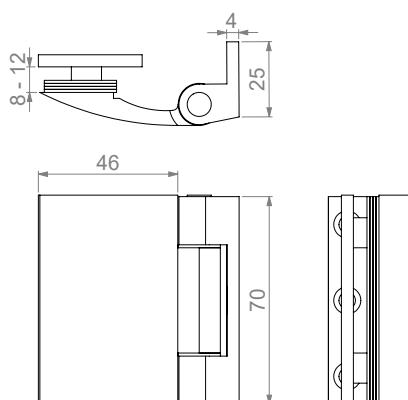
Maximum weight 2 hinges
Peso máximo 2 bisagras

Max:
45 kg

Espessura do vidro

Glass thickness
Espesura del cristal

8 a 12 mm



DB0033.S

70x46 mm

Dobradiça para parede-vidro

Hinge for wall-glass
Bisagra para pared-cristal

Aço inox satinado

Stainless steel satin
Acero inox satinado

EN 1.4301
AISI 304

Peso máximo 2 dobradiças

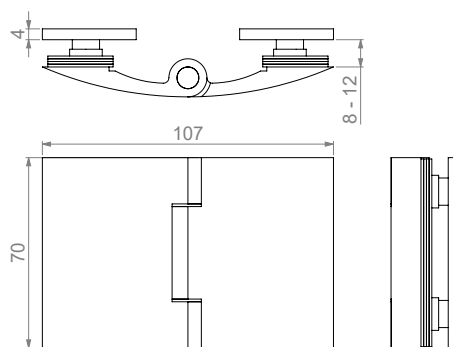
Maximum weight 2 hinges
Peso máximo 2 bisagras

Max:
45 kg

Espessura do vidro

Glass thickness
Espesura del cristal

8 a 12 mm



DB0034.P

70x107 mm

Dobradiça para vidro-vidro a 180°

Hinge for glass-glass at 180°
Bisagra para cristal-cristal 180°

Aço inox polido

Stainless steel polished
Acero inox pulido

EN 1.4301
AISI 304

Peso máximo 2 dobradiças

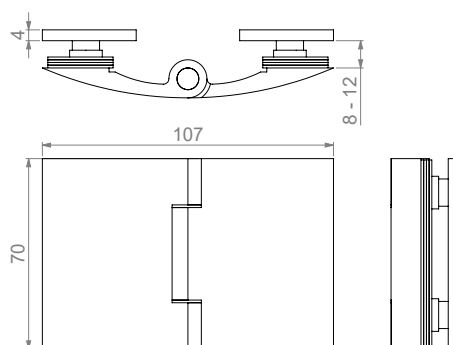
Maximum weight 2 hinges
Peso máximo 2 bisagras

Max:
45 kg

Espessura do vidro

Glass thickness
Espesura del cristal

8 a 12 mm



DB0034.S

70x107 mm

Dobradiça para vidro-vidro a 180°

Hinge for glass-glass at 180°
Bisagra para cristal-cristal 180°

Aço inox satinado

Stainless steel satin
Acero inox satinado

EN 1.4301
AISI 304

Peso máximo 2 dobradiças

Maximum weight 2 hinges
Peso máximo 2 bisagras

Max:
45 kg

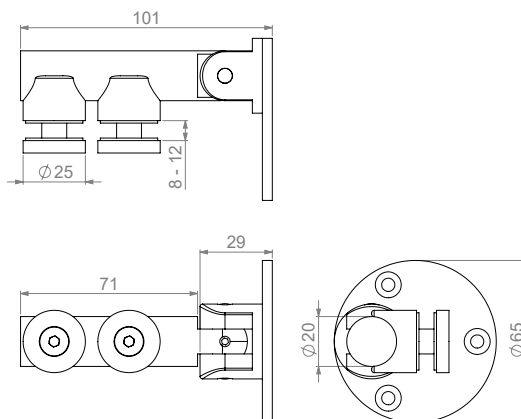
Espessura do vidro

Glass thickness
Espesura del cristal

8 a 12 mm

Dobradiças em Aço inox 304 sem mola

304 Stainless steel hinges without spring | Bisagras en Acero inox 304 sin muelle



SV0002.P

Ø20x101 mm

Dobradiça para parede-vidro

Hinge for wall-glass
Bisagra para pared-cristal

Aço inox polido

Stainless steel polished
Acero inox pulido

EN 1.4301
AISI 304

Peso máximo 2 dobradiças

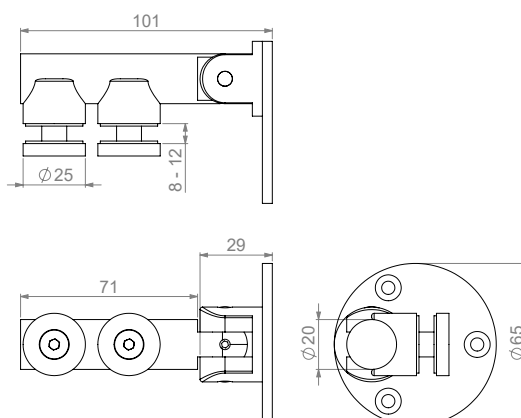
Maximum weight 2 hinges
Peso máximo 2 bisagras

Max:
40 kg

Espessura do vidro

Glass thickness
Espesura del cristal

8 a 12 mm



SV0002.S

Ø20x101 mm

Dobradiça para parede-vidro

Hinge for wall-glass
Bisagra para pared-cristal

Aço inox satinado

Stainless steel satin
Acero inox satinado

EN 1.4301
AISI 304

Peso máximo 2 dobradiças

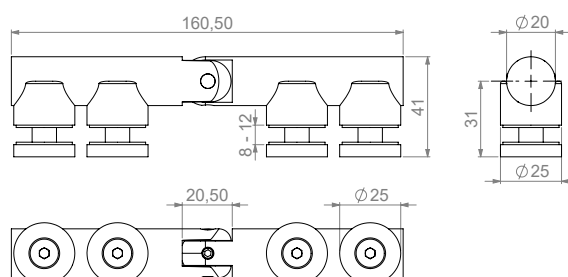
Maximum weight 2 hinges
Peso máximo 2 bisagras

Max:
40 kg

Espessura do vidro

Glass thickness
Espesura del cristal

8 a 12 mm



SV0003.P

Ø20x160 mm

Dobradiça para vidro-vidro a 180°

Hinge for glass-glass at 180°
Bisagra para cristal-cristal 180°

Aço inox polido

Stainless steel polished
Acero inox pulido

EN 1.4301
AISI 304

Peso máximo 2 dobradiças

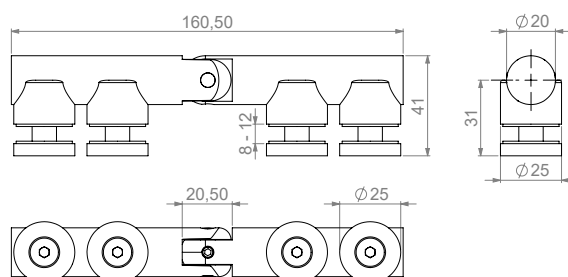
Maximum weight 2 hinges
Peso máximo 2 bisagras

Max:
40 kg

Espessura do vidro

Glass thickness
Espesura del cristal

8 a 12 mm



SV0003.S

Ø20x160 mm

Dobradiça para vidro-vidro a 180°

Hinge for glass-glass at 180°
Bisagra para cristal-cristal 180°

Aço inox satinado

Stainless steel satin
Acero inox satinado

EN 1.4301
AISI 304

Peso máximo 2 dobradiças

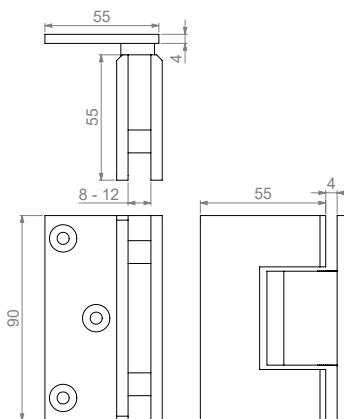
Maximum weight 2 hinges
Peso máximo 2 bisagras

Max:
40 kg

Espessura do vidro

Glass thickness
Espesura del cristal

8 a 12 mm



DB0021.P

90x55 mm

Dobradiça para parede-vidro

Hinge for wall-glass
Bisagra para pared-cristal

Aço inox polido

Stainless steel polished
Acero inox pulido

EN 1.4301
AISI 304

Peso máximo 2 dobradiças

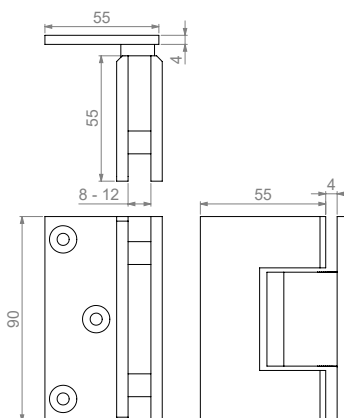

Maximum weight 2 hinges
Peso máximo 2 bisagras

Max:
45 kg

Espessura do vidro

Glass thickness
Espesura del cristal

8 a 12 mm



DB0021.S

90x55 mm

Dobradiça para parede-vidro

Hinge for wall-glass
Bisagra para pared-cristal

Aço inox satinado

Stainless steel satin
Acero inox satinado

EN 1.4301
AISI 304

Peso máximo 2 dobradiças

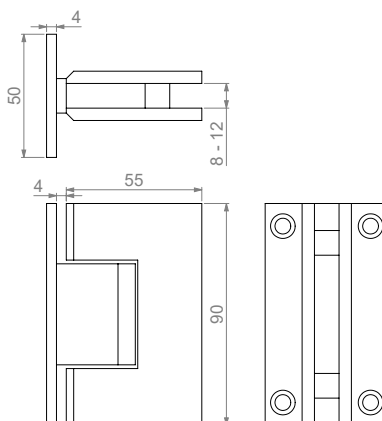
Maximum weight 2 hinges
Peso máximo 2 bisagras

Max:
45 kg

Espessura do vidro

Glass thickness
Espesura del cristal

8 a 12 mm



DB0022.P

90x55 mm

Dobradiça para parede-vidro

Hinge for wall-glass
Bisagra para pared-cristal

Aço inox polido

Stainless steel polished
Acero inox pulido

EN 1.4301
AISI 304

Peso máximo 2 dobradiças

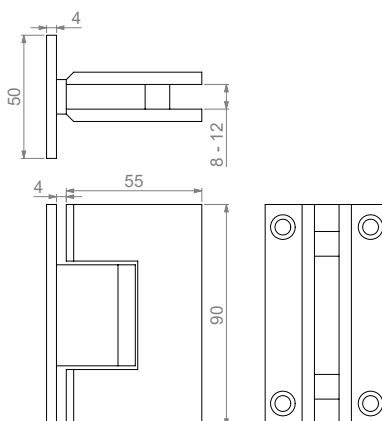
Maximum weight 2 hinges
Peso máximo 2 bisagras

Max:
45 kg

Espessura do vidro

Glass thickness
Espesura del cristal

8 a 12 mm



DB0022.S

90x55 mm

Dobradiça para parede-vidro

Hinge for wall-glass
Bisagra para pared-cristal

Aço inox satinado

Stainless steel satin
Acero inox satinado

EN 1.4301
AISI 304

Peso máximo 2 dobradiças

Maximum weight 2 hinges
Peso máximo 2 bisagras

Max:
45 kg

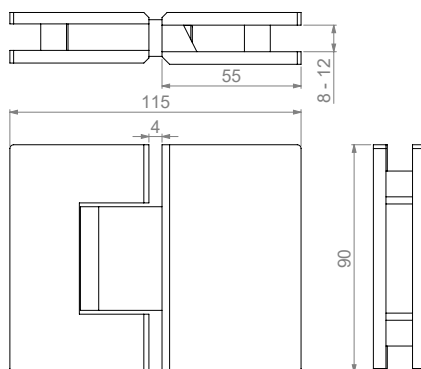
Espessura do vidro

Glass thickness
Espesura del cristal

8 a 12 mm

Dobradiças em Aço inox 304 ECO com mola

304 ECO Stainless steel hinges with spring | Bisagras en Acero inox 304 ECO con muelle



DB0024.P

90x115 mm

Dobradiça para vidro-vidro a 180°
Hinge for glass-glass at 180°
Bisagra para cristal-cristal 180°

Aço inox polido
Stainless steel polished
Acero inox pulido

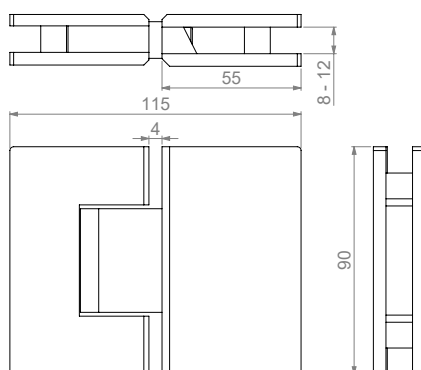
EN 1.4301
AISI 304

Peso máximo 2 dobradiças
Maximum weight 2 hinges
Peso máximo 2 bisagras

Max:
45 kg

Espessura do vidro
Glass thickness
Espesura del cristal

8 a 12 mm



DB0024.S

90x115 mm

Dobradiça para vidro-vidro a 180°
Hinge for glass-glass at 180°
Bisagra para cristal-cristal 180°

Aço inox satinado
Stainless steel satin
Acero inox satinado

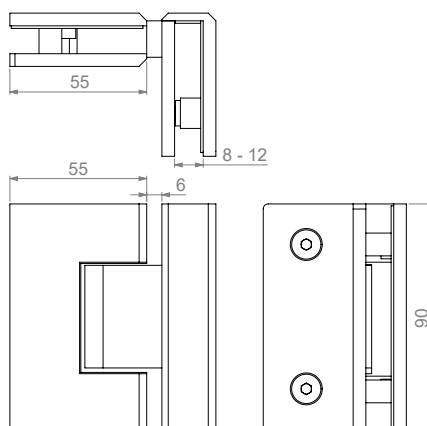
EN 1.4301
AISI 304

Peso máximo 2 dobradiças
Maximum weight 2 hinges
Peso máximo 2 bisagras

Max:
45 kg

Espessura do vidro
Glass thickness
Espesura del cristal

8 a 12 mm



DB0032.P

90x55 mm

Dobradiça para vidro-vidro a 90°
Hinge for glass-glass at 90°
Bisagra para cristal-cristal 90°

Aço inox polido
Stainless steel polished
Acero inox pulido

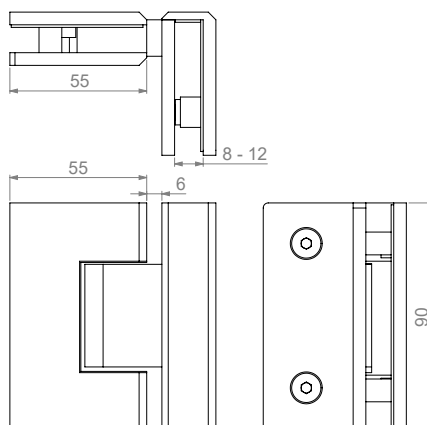
EN 1.4301
AISI 304

Peso máximo 2 dobradiças
Maximum weight 2 hinges
Peso máximo 2 bisagras

Max:
45 kg

Espessura do vidro
Glass thickness
Espesura del cristal

8 a 12 mm



DB0032.S

90x55 mm

Dobradiça para vidro-vidro a 90°
Hinge for glass-glass at 90°
Bisagra para cristal-cristal 90°

Aço inox satinado
Stainless steel satin
Acero inox satinado

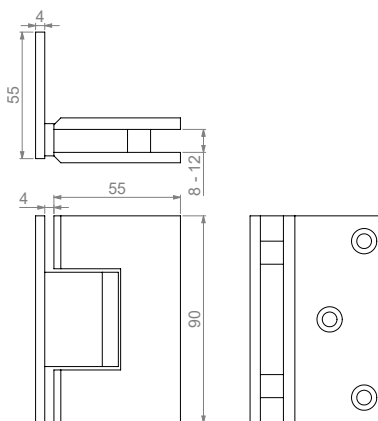
EN 1.4301
AISI 304

Peso máximo 2 dobradiças
Maximum weight 2 hinges
Peso máximo 2 bisagras

Max:
45 kg

Espessura do vidro
Glass thickness
Espesura del cristal

8 a 12 mm



DB0018.P

90x55 mm

Dobradiça para parede-vidro

Hinge for wall-glass

Bisagra para pared-cristal

Aço inox polido

Stainless steel polished

Acero inox pulido

EN 1.4301
AISI 304

Peso máximo 2 dobradiças

Maximum weight 2 hinges

Peso máximo 2 bisagras

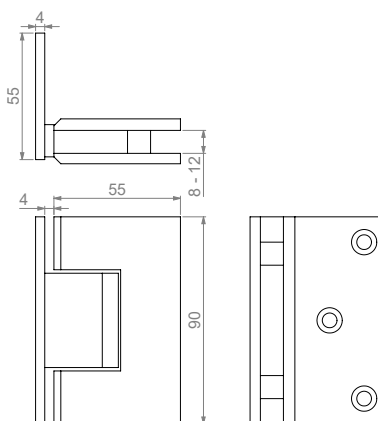

Max:
45 kg

Espessura do vidro

Glass thickness

Espesura del cristal

8 a 12 mm



DB0018.S

90x55 mm

Dobradiça para parede-vidro

Hinge for wall-glass

Bisagra para pared-cristal

Aço inox satinado

Stainless steel satin

Acero inox satinado

EN 1.4301
AISI 304

Peso máximo 2 dobradiças

Maximum weight 2 hinges

Peso máximo 2 bisagras

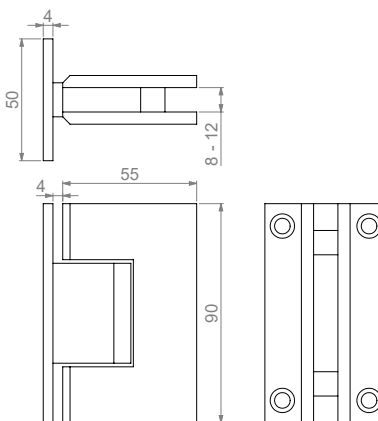
Max:
45 kg

Espessura do vidro

Glass thickness

Espesura del cristal

8 a 12 mm



DB0023.P

90x55 mm

Dobradiça para parede-vidro

Hinge for wall-glass

Bisagra para pared-cristal

Aço inox polido

Stainless steel polished

Acero inox pulido

EN 1.4301
AISI 304

Peso máximo 2 dobradiças

Maximum weight 2 hinges

Peso máximo 2 bisagras

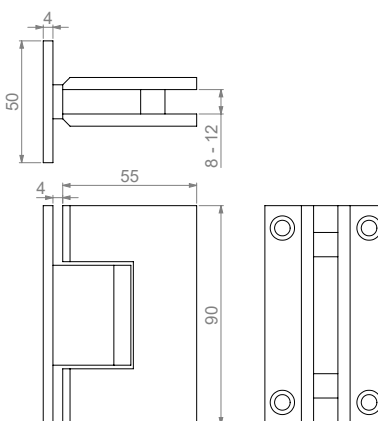

Max:
45 kg

Espessura do vidro

Glass thickness

Espesura del cristal

8 a 12 mm



DB0023.S

90x55 mm

Dobradiça para parede-vidro

Hinge for wall-glass

Bisagra para pared-cristal

Aço inox satinado

Stainless steel satin

Acero inox satinado

EN 1.4301
AISI 304

Peso máximo 2 dobradiças

Maximum weight 2 hinges

Peso máximo 2 bisagras

Max:
45 kg

Espessura do vidro

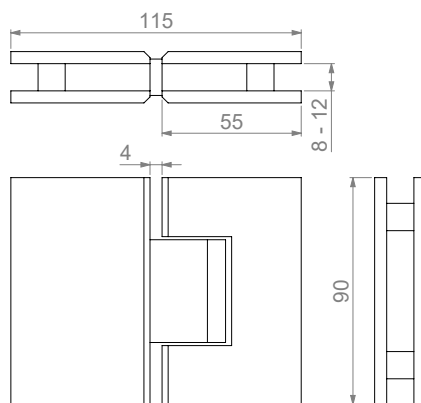
Glass thickness

Espesura del cristal

8 a 12 mm

Dobradiças em Aço inox 304 com mola

304 Stainless steel hinges with spring | Bisagras en Acero inox 304 con muelle



DB0025.P

90x115 mm

Dobradiça para vidro-vidro a 180°
Hinge for glass-glass at 180°
Bisagra para cristal-cristal 180°

Aço inox polido
Stainless steel polished
Acero inox pulido

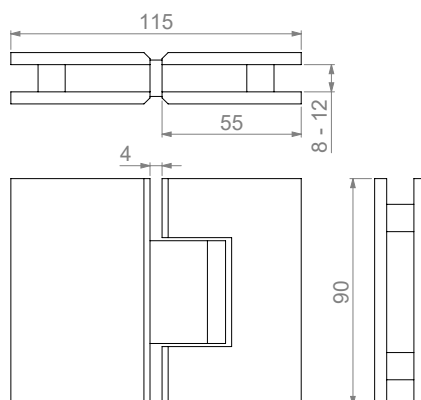
EN 1.4301
AISI 304

Peso máximo 2 dobradiças
Maximum weight 2 hinges
Peso máximo 2 bisagras

Max:
45 kg

Espessura do vidro
Glass thickness
Espesura del cristal

8 a 12 mm



DB0025.S

90x115 mm

Dobradiça para vidro-vidro a 180°
Hinge for glass-glass at 180°
Bisagra para cristal-cristal 180°

Aço inox satinado
Stainless steel satin
Acero inox satinado

EN 1.4301
AISI 304

Peso máximo 2 dobradiças
Maximum weight 2 hinges
Peso máximo 2 bisagras

Max:
45 kg

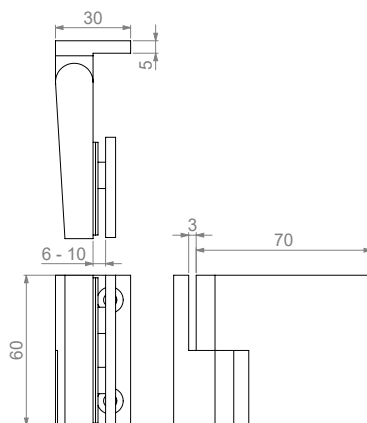
Espessura do vidro
Glass thickness
Espesura del cristal

8 a 12 mm

Dobradiças elevatórias em Latão sem mola

Brass lift hinges without apring | Bisagras de elevación de Latón sin muelle

AQUA
aquaglass



DB0013.D

60x70 mm

Direita
Right
Derecha

Dobradiça para parede-vidro

Hinge for wall-glass
Bisagra para pared-cristal

Latão cromado

Brass chrome plated
Latón cromado

Peso máximo 2 dobradiças

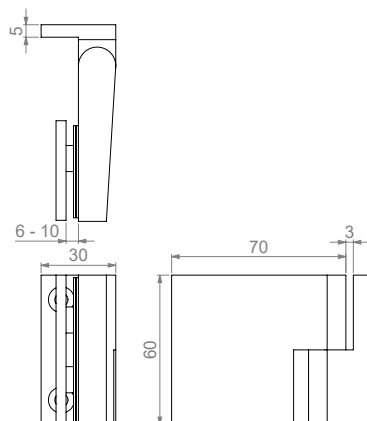
Maximum weight 2 hinges
Peso máximo 2 bisagras

Max:
40 kg

Espessura do vidro

Glass thickness
Espesura del cristal

6 a 10 mm



DB0013.E

60x70 mm

Esquerda
Left
Izquierda

Dobradiça para parede-vidro

Hinge for wall-glass
Bisagra para pared-cristal

Latão cromado

Brass chrome plated
Latón cromado

Peso máximo 2 dobradiças

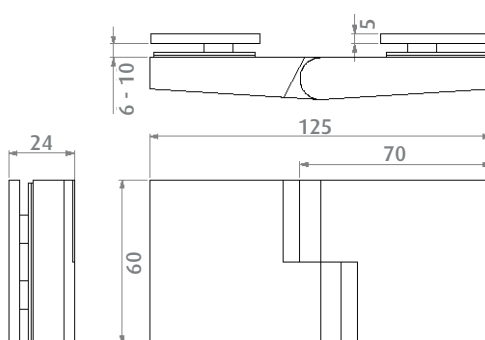
Maximum weight 2 hinges
Peso máximo 2 bisagras

Max:
40 kg

Espessura do vidro

Glass thickness
Espesura del cristal

6 a 10 mm



DB0014.D

60x125 mm

Direita
Right
Derecha

Dobradiça para vidro-vidro a 180°

Hinge for glass-glass at 180°
Bisagra para cristal-cristal 180°

Latão cromado

Brass chrome plated
Latón cromado

Peso máximo 2 dobradiças

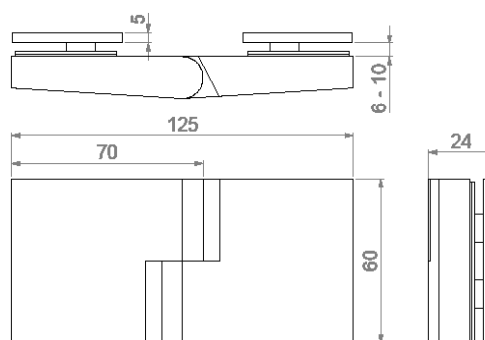
Maximum weight 2 hinges
Peso máximo 2 bisagras

Max:
40 kg

Espessura do vidro

Glass thickness
Espesura del cristal

6 a 10 mm



DB0014.E

60x125 mm

Esquerda
Left
Izquierda

Dobradiça para vidro-vidro a 180°

Hinge for glass-glass at 180°
Bisagra para cristal-cristal 180°

Latão cromado

Brass chrome plated
Latón cromado

Peso máximo 2 dobradiças

Maximum weight 2 hinges
Peso máximo 2 bisagras

Max:
40 kg

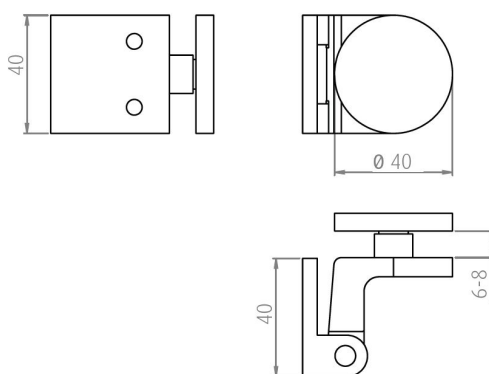
Espessura do vidro

Glass thickness
Espesura del cristal

6 a 10 mm

Dobradiças em Latão sem mola

Brass hinges without spring | Bisagras de Latón sin muelle



DB0019

Ø40 mm

Dobradiça para parede-vidro

Hinge for wall-glass
Bisagra para pared-cristal

Latão cromado

Brass chrome plated
Latón cromado

Peso máximo 2 dobradiças

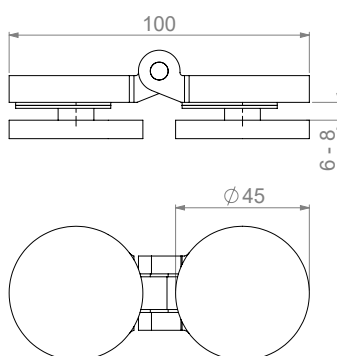
Maximum weight 2 hinges
Peso máximo 2 bisagras

Max:
25 kg

Espessura do vidro

Glass thickness
Espesura del cristal

6 a 8 mm



DB0020

Ø45x100 mm

Dobradiça para vidro-vidro a 180°

Hinge for glass-glass at 180°
Bisagra para cristal-cristal 180°

Latão cromado

Brass chrome plated
Latón cromado

Peso máximo 2 dobradiças

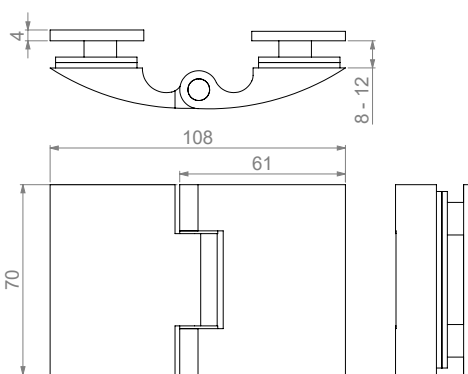
Maximum weight 2 hinges
Peso máximo 2 bisagras

Max:
25 kg

Espessura do vidro

Glass thickness
Espesura del cristal

6 a 8 mm



DB0027

70x108 mm

Dobradiça para vidro-vidro a 180°

Hinge for glass-glass at 180°
Bisagra para cristal-cristal 180°

Latão cromado

Brass chrome plated
Latón cromado

Peso máximo 2 dobradiças

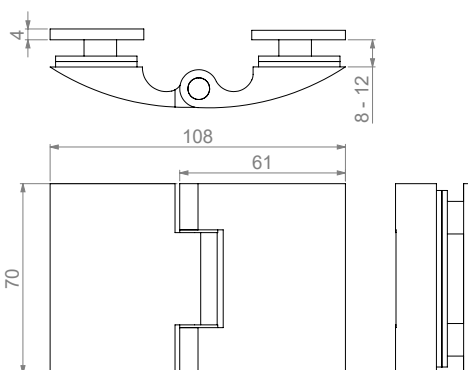
Maximum weight 2 hinges
Peso máximo 2 bisagras

Max:
45 kg

Espessura do vidro

Glass thickness
Espesura del cristal

8 a 12 mm



DB0026

70x108 mm

Dobradiça para vidro-vidro a 180°

Hinge for glass-glass at 180°
Bisagra para cristal-cristal 180°

Latão níquel satinado

Brass satin nickel
Latón níquel satinado

Peso máximo 2 dobradiças

Maximum weight 2 hinges
Peso máximo 2 bisagras

Max:
45 kg

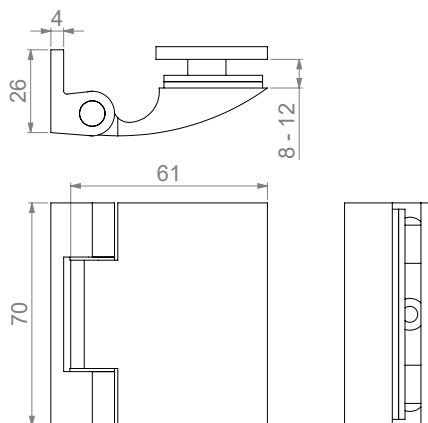
Espessura do vidro

Glass thickness
Espesura del cristal

8 a 12 mm

Dobradiças em Latão sem mola

Brass hinges without spring | Bisagras de Latón sin muelle



DB0028

70x61 mm

Dobradiça para parede-vidro

Hinge for wall-glass
Bisagra para pared-cristal

Latão cromado

Brass chrome plated
Latón cromado

Peso máximo 2 dobradiças

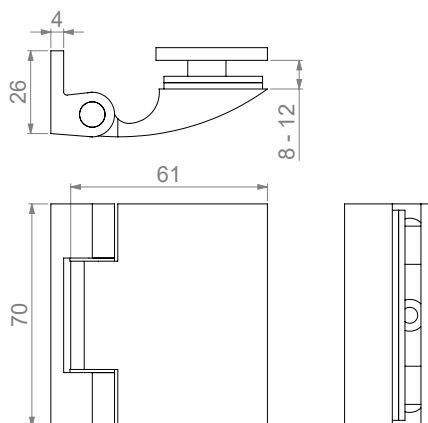
Maximum weight 2 hinges
Peso máximo 2 bisagras

Max:
45 kg

Espessura do vidro

Glass thickness
Espesura del cristal

8 a 12 mm



DB0029

70x61 mm

Dobradiça para parede-vidro

Hinge for wall-glass
Bisagra para pared-cristal

Latão níquel satinado

Brass satin nickel
Latón níquel satinado

Peso máximo 2 dobradiças

Maximum weight 2 hinges
Peso máximo 2 bisagras

Max:
45 kg

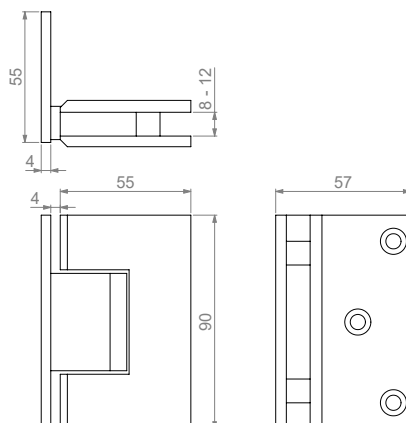
Espessura do vidro

Glass thickness
Espesura del cristal

8 a 12 mm

Dobradiças em Latão com mola

Brass hinges with spring | Bisagras de Latón con muelle



DB0003

90x55 mm

Dobradiça para parede-vidro

Hinge for wall-glass
Bisagra para pared-cristal

Latão cromado

Brass chrome plated
Latón cromado

Peso máximo 2 dobradiças

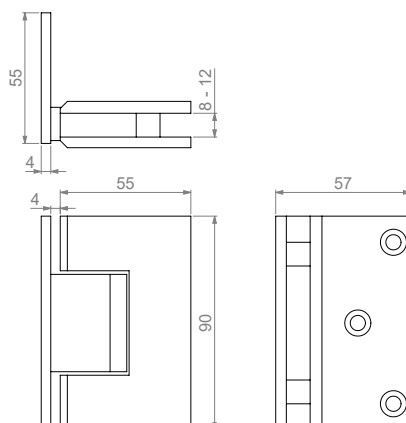
Maximum weight 2 hinges
Peso máximo 2 bisagras

Max:
45 kg

Espessura do vidro

Glass thickness
Espesura del cristal

8 a 12 mm



DB0012

90x55 mm

Dobradiça para parede-vidro

Hinge for wall-glass
Bisagra para pared-cristal

Latão níquel satinado

Brass satin nickel
Latón níquel satinado

Peso máximo 2 dobradiças

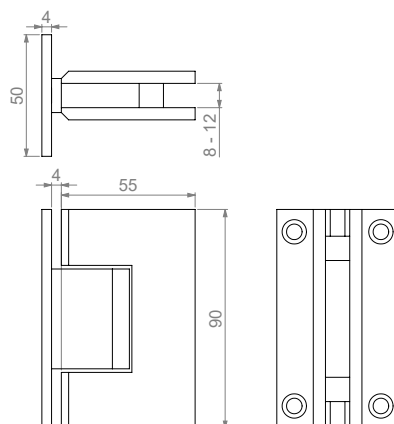
Maximum weight 2 hinges
Peso máximo 2 bisagras

Max:
45 kg

Espessura do vidro

Glass thickness
Espesura del cristal

8 a 12 mm



DB0015

90x55 mm

Dobradiça para parede-vidro

Hinge for wall-glass
Bisagra para pared-cristal

Latão cromado

Brass chrome plated
Latón cromado

Peso máximo 2 dobradiças

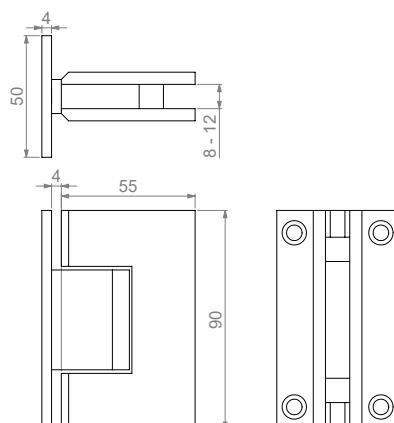
Maximum weight 2 hinges
Peso máximo 2 bisagras

Max:
45 kg

Espessura do vidro

Glass thickness
Espesura del cristal

8 a 12 mm



DB0016

90x55 mm

Dobradiça para parede-vidro

Hinge for wall-glass
Bisagra para pared-cristal

Latão níquel satinado

Brass satin nickel
Latón níquel satinado

Peso máximo 2 dobradiças

Maximum weight 2 hinges
Peso máximo 2 bisagras

Max:
45 kg

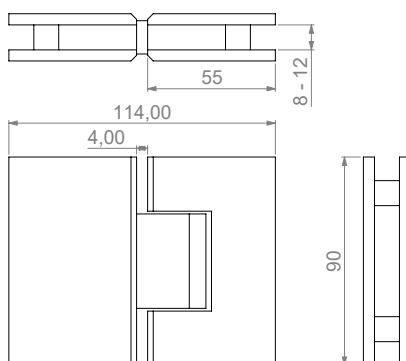
Espessura do vidro

Glass thickness
Espesura del cristal

8 a 12 mm

Dobradiças em Latão com mola

Brass hinges with spring | Bisagras de Latón con muelle



DB0001

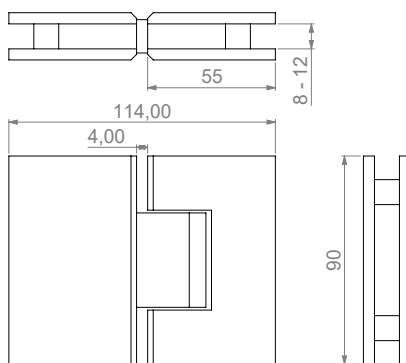
90x114 mm

Dobradiça para vidro-vidro a 180°
Hinge for glass-glass at 180°
Bisagra para cristal-cristal 180°

Latão cromado
Brass chrome plated
Latón cromado

Peso máximo 2 dobradiças | **Max:**
Maximum weight 2 hinges | **45 kg**
Peso máximo 2 bisagras

Espessura do vidro | **8 a 12 mm**
Glass thickness
Espesura del cristal



DB0010

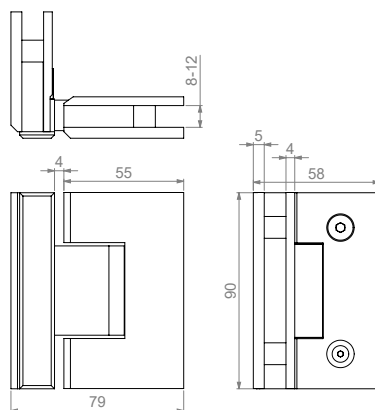
90x114 mm

Dobradiça para vidro-vidro a 180°
Hinge for glass-glass at 180°
Bisagra para cristal-cristal 180°

Latão níquel satinado
Brass satin nickel
Latón níquel satinado

Peso máximo 2 dobradiças | **Max:**
Maximum weight 2 hinges | **45 kg**
Peso máximo 2 bisagras

Espessura do vidro | **8 a 12 mm**
Glass thickness
Espesura del cristal



DB0002

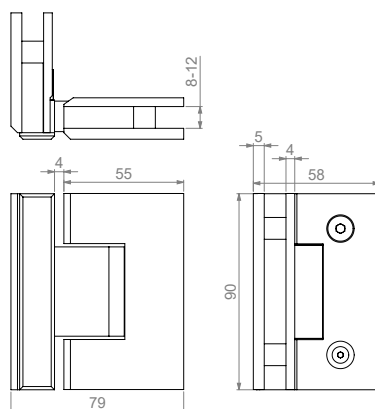
90x55 mm

Dobradiça para vidro-vidro a 90°
Hinge for glass-glass at 90°
Bisagra para cristal-cristal 90°

Latão cromado
Brass chrome plated
Latón cromado

Peso máximo 2 dobradiças | **Max:**
Maximum weight 2 hinges | **45 kg**
Peso máximo 2 bisagras

Espessura do vidro | **8 a 12 mm**
Glass thickness
Espesura del cristal



DB0011

90x55 mm

Dobradiça para vidro-vidro a 90°
Hinge for glass-glass at 90°
Bisagra para cristal-cristal 90°

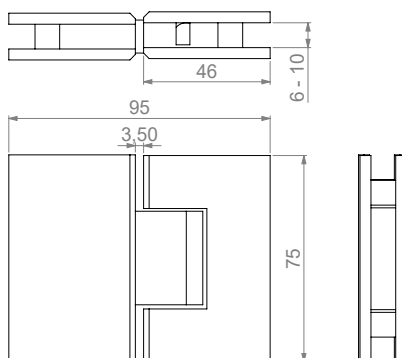
Latão níquel satinado
Brass satin nickel
Latón níquel satinado

Peso máximo 2 dobradiças | **Max:**
Maximum weight 2 hinges | **45 kg**
Peso máximo 2 bisagras

Espessura do vidro | **8 a 12 mm**
Glass thickness
Espesura del cristal

Dobradiças em Latão com mola

Brass hinges with spring | Bisagras de Latón con muelle



DB0004

75x95 mm

Dobradiça para vidro-vidro a 180°

Hinge for glass-glass at 180°
Bisagra para cristal-cristal 180°

Latão cromado

Brass chrome plated
Latón cromado

Peso máximo 2 dobradiças

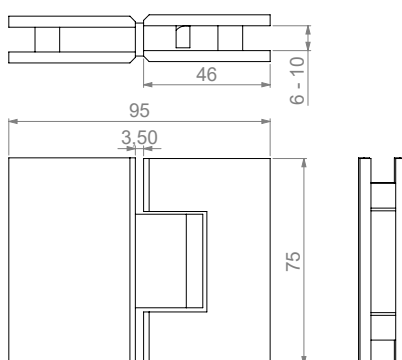
Maximum weight 2 hinges
Peso máximo 2 bisagras

Max:
30 kg

Espessura do vidro

Glass thickness
Espesura del cristal

6 a 10 mm



DB0008

75x95 mm

Dobradiça para vidro-vidro a 180°

Hinge for glass-glass at 180°
Bisagra para cristal-cristal 180°

Latão níquel satinado

Brass satin nickel
Latón níquel satinado

Peso máximo 2 dobradiças

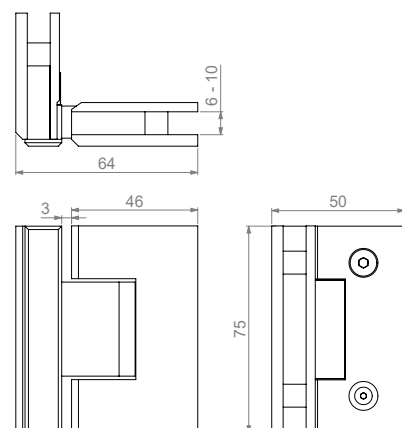
Maximum weight 2 hinges
Peso máximo 2 bisagras

Max:
30 kg

Espessura do vidro

Glass thickness
Espesura del cristal

6 a 10 mm



DB0005

75x46 mm

Dobradiça para vidro-vidro a 90°

Hinge for glass-glass at 90°
Bisagra para cristal-cristal 90°

Latão cromado

Brass chrome plated
Latón cromado

Peso máximo 2 dobradiças

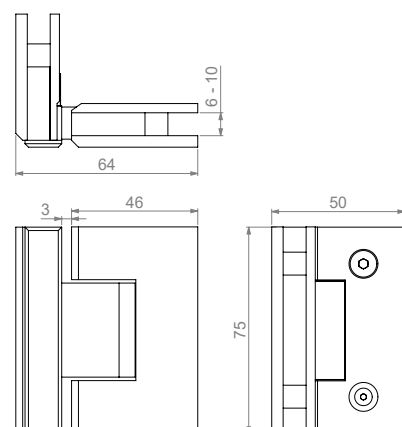
Maximum weight 2 hinges
Peso máximo 2 bisagras

Max:
30 kg

Espessura do vidro

Glass thickness
Espesura del cristal

6 a 10 mm



DB0009

75x46 mm

Dobradiça para vidro-vidro a 90°

Hinge for glass-glass at 90°
Bisagra para cristal-cristal 90°

Latão níquel satinado

Brass satin nickel
Latón níquel satinado

Peso máximo 2 dobradiças

Maximum weight 2 hinges
Peso máximo 2 bisagras

Max:
30 kg

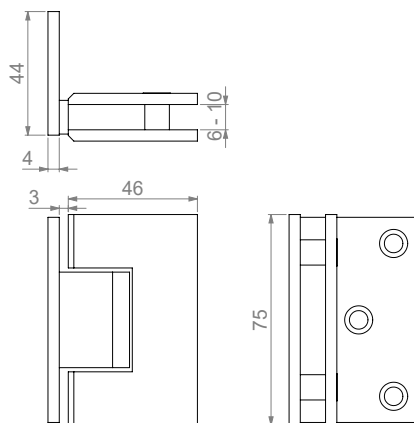
Espessura do vidro

Glass thickness
Espesura del cristal

6 a 10 mm

Dobradiças em Latão com mola

Brass hinges with spring | Bisagras de Latón con muelle



DB0006

75x46 mm

Dobradiça para parede-vidro

Hinge for wall-glass
Bisagra para pared-cristal

Latão cromado

Brass chrome plated
Latón cromado

Peso máximo 2 dobradiças

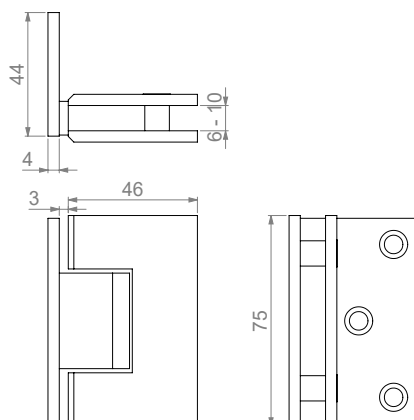
Maximum weight 2 hinges
Peso máximo 2 bisagras

Max:
30 kg

Espessura do vidro

Glass thickness
Espesura del cristal

6 a 10 mm



DB0007

75x46 mm

Dobradiça para parede-vidro

Hinge for wall-glass
Bisagra para pared-cristal

Latão níquel satinado

Brass satin nickel
Latón níquel satinado

Peso máximo 2 dobradiças

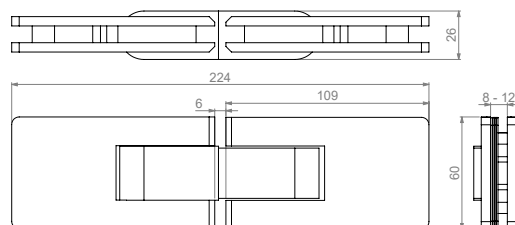
Maximum weight 2 hinges
Peso máximo 2 bisagras

Max:
30 kg

Espessura do vidro

Glass thickness
Espesura del cristal

6 a 10 mm



DB0017

60x224 mm

Dobradiça para vidro-vidro a 180°

Hinge for glass-glass at 180°
Bisagra para cristal-cristal 180°

Latão níquel satinado

Brass satin nickel
Latón níquel satinado

Peso máximo 2 dobradiças

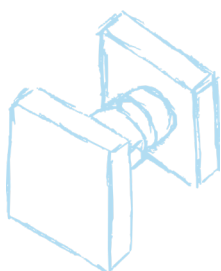
Maximum weight 2 hinges
Peso máximo 2 bisagras

Max:
50 kg

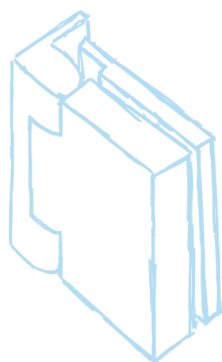
Espessura do vidro

Glass thickness
Espesura del cristal

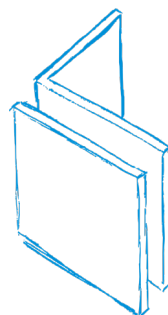
8 a 12 mm



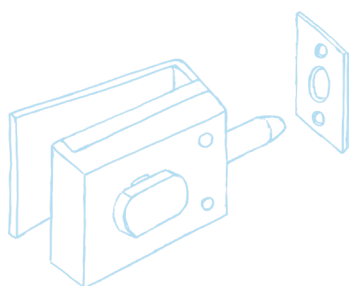
Puxadores



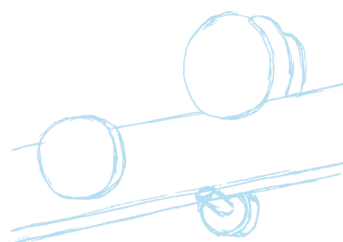
Dobradiças



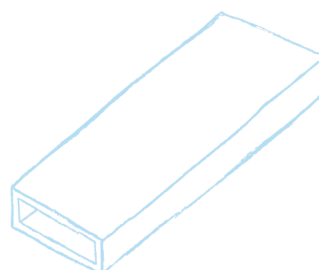
Suportes



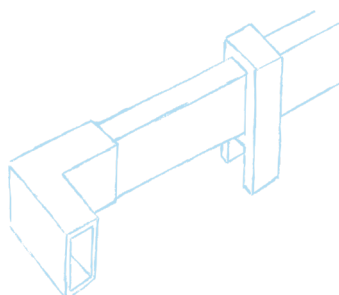
Fechos para vidro




Sistemas de portas de correr



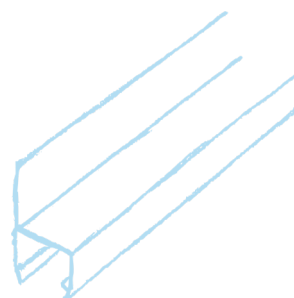
Tubos e Perfis



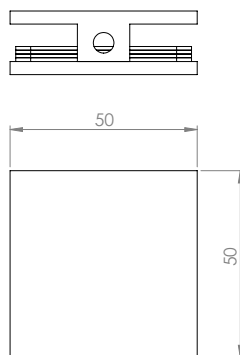
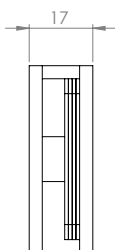

Sistemas modulares e estabilizadores



Toalheiros para vidro



Vedantes



SP0001

50x50 mm

Suporte parede-vidro

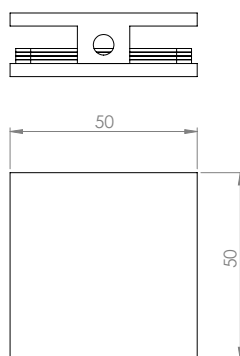
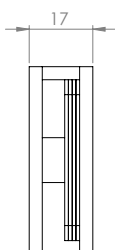

Wall-glass clip
Soporte pared-cristal

Latão cromado

Brass chrome plated
Latón cromado

Espessura do vidro

Glass thickness
Espesura del cristal
6 a 12 mm



SP0004

50x50 mm

Suporte parede-vidro

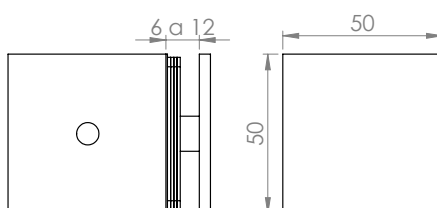
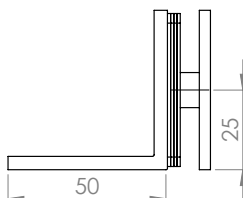
Wall-glass clip
Soporte pared-cristal

Latão níquel satinado

Brass satin nickel
Latón níquel satinado

Espessura do vidro

Glass thickness
Espesura del cristal
6 a 12 mm



SP0002

50x50 mm

Suporte parede-vidro com aba lateral

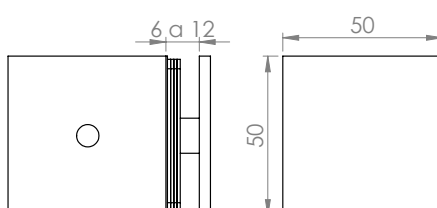
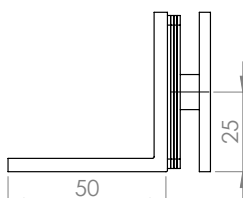
Wall-glass clip with side flap
Soporte pared-cristal con solapa lateral

Latão cromado

Brass chrome plated
Latón cromado

Espessura do vidro

Glass thickness
Espesura del cristal
6 a 12 mm



SP0005

50x50 mm

Suporte parede-vidro com aba lateral

Wall-glass clip with side flap
Soporte pared-cristal con solapa lateral

Latão níquel satinado

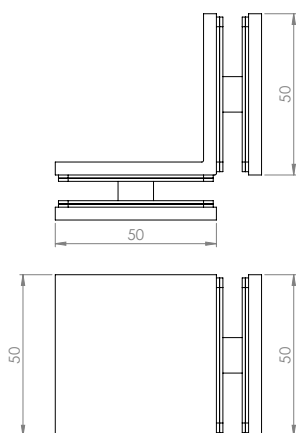
Brass satin nickel
Latón níquel satinado

Espessura do vidro

Glass thickness
Espesura del cristal
6 a 12 mm

Suportes para vidro em Latão

Brass supports for glass | Soportes de Latón para cristal



SP0003

50x50 mm

Suporte vidro-vidro a 90°

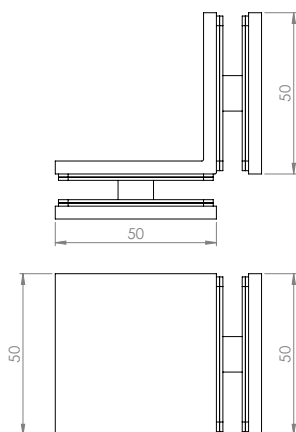

Glass-glass clip at 90°
Soporte cristal-cristal a 90°

Latão cromado

Brass chrome plated
Latón cromado

Espessura do vidro

Glass thickness
Espesura del cristal
6 a 12 mm



SP0006

50x50 mm

Suporte vidro-vidro a 90°

Glass-glass clip at 90°
Soporte cristal-cristal a 90°

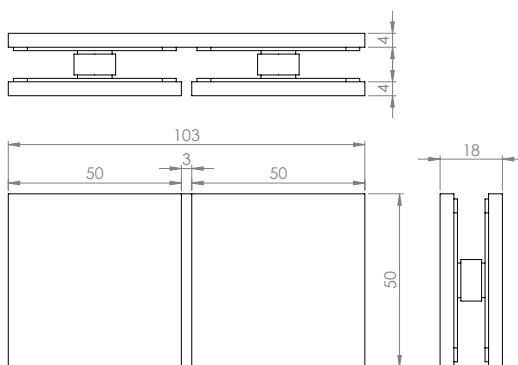
Latão níquel satinado

Brass satin nickel
Latón níquel satinado

Espessura do vidro

Glass thickness
Espesura del cristal
6 a 12 mm

Novo



SP0035

50x103 mm

Suporte vidro-vidro a 180°

Glass-glass clip at 180°
Soporte cristal-cristal a 180°

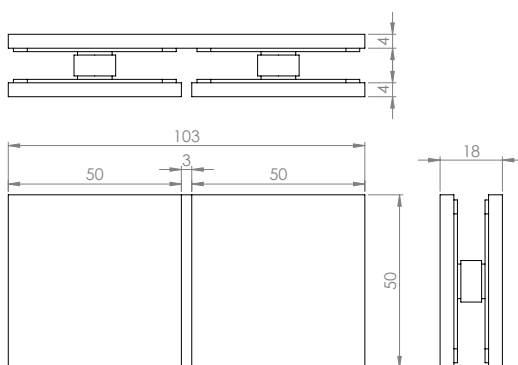
Latão cromado

Brass chrome plated
Latón cromado

Espessura do vidro

Glass thickness
Espesura del cristal
6 a 12 mm

Novo



SP0038

50x103 mm

Suporte vidro-vidro a 180°

Glass-glass clip at 180°
Soporte cristal-cristal a 180°

Latão níquel satinado

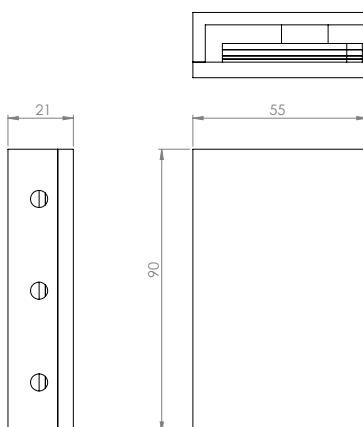
Brass satin nickel
Latón níquel satinado

Espessura do vidro

Glass thickness
Espesura del cristal
6 a 12 mm

Suportes para vidro em Latão

Brass supports for glass | Soportes de Latón para cristal



SP0009

90x55 mm

Suporte parede-vidro

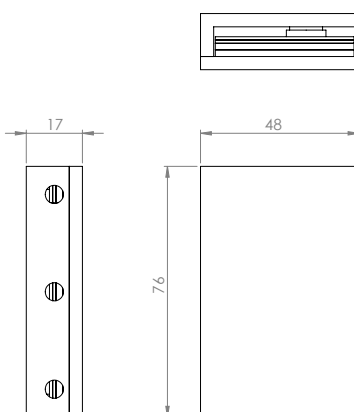
Wall-glass clip
Soporte pared-cristal

Latão cromado

Brass chrome plated
Latón cromado

Espessura do vidro

Glass thickness
Espesura del cristal
6 a 12 mm



SP0010

76x48 mm

Suporte parede-vidro

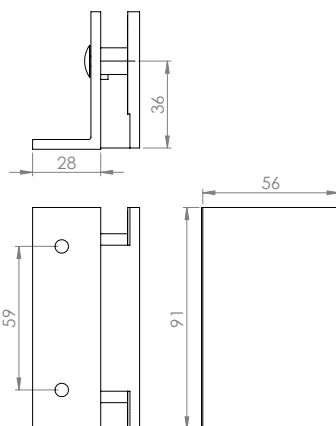
Wall-glass clip
Soporte pared-cristal

Latão cromado

Brass chrome plated
Latón cromado

Espessura do vidro

Glass thickness
Espesura del cristal
6 a 12 mm



SP0011

90x56 mm

Suporte parede-vidro com aba lateral

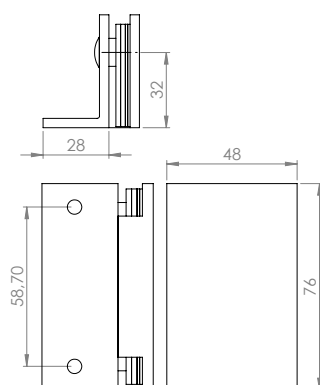
Wall-glass clip with side flap
Soporte pared-cristal con solapa lateral

Latão cromado

Brass chrome plated
Latón cromado

Espessura do vidro

Glass thickness
Espesura del cristal
6 a 12 mm



SP0012

76x48 mm

Suporte parede-vidro com aba lateral

Wall-glass clip with side flap
Soporte pared-cristal con solapa lateral

Latão cromado

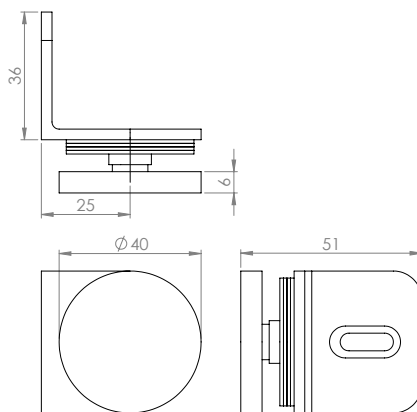
Brass chrome plated
Latón cromado

Espessura do vidro

Glass thickness
Espesura del cristal
6 a 12 mm

Suportes para vidro em Latão

Brass supports for glass | Soportes de Latón para cristal



SP0013

Ø40 mm

Suporte parede-vidro com aba lateral

Wall-glass clip with side flap
Soporte pared-cristal con solapa lateral

Latão cromado

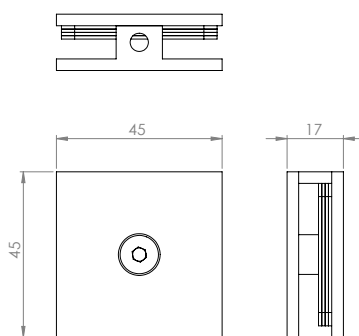
Brass chrome plated
Latón cromado

Espessura do vidro

Glass thickness
Espesura del cristal
6 a 12 mm

Suportes para vidro em Aço inox

Stainless steel supports for glass | Soportes de Acero inox para cristal



SP0022.P

45x45 mm

Suporte parede-vidro

Wall-glass clip
Soporte pared-cristal

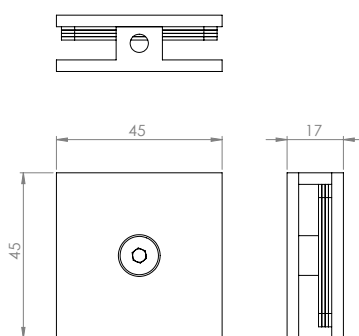
Aço inox polido

Stainless steel polished
Acero inox pulido

EN 1.4301
AISI 304

Espessura do vidro

Glass thickness
Espesura del cristal
6 a 12 mm



SP0022.S

45x45 mm

Suporte parede-vidro

Wall-glass clip
Soporte pared-cristal

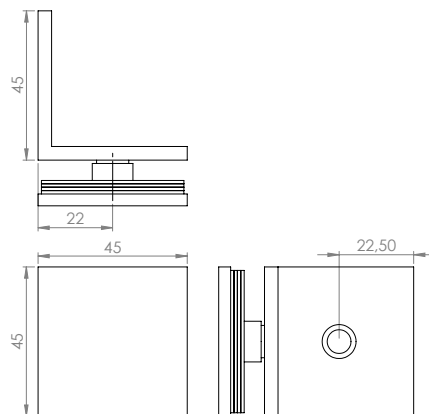
Aço inox satinado

Stainless steel satin
Acero inox satinado

EN 1.4301
AISI 304

Espessura do vidro

Glass thickness
Espesura del cristal
6 a 12 mm



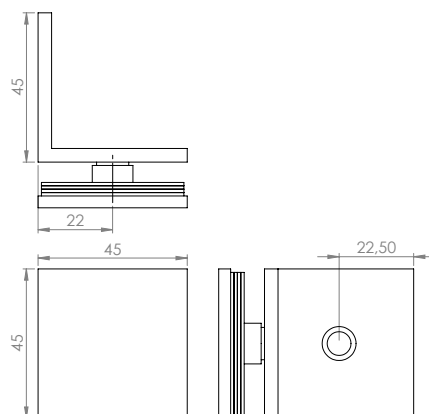
SP0023.P

45x45 mm

Suporte parede-vidro com aba lateral
Wall-glass clip with side flap
Soporte pared-cristal con solapa lateral

Aço inox polido
Stainless steel **polished**
Acero inox **pulido** | EN 1.4301
AISI 304

Espessura do vidro
Glass thickness
Espesura del cristal
6 a 12 mm



SP0023.S

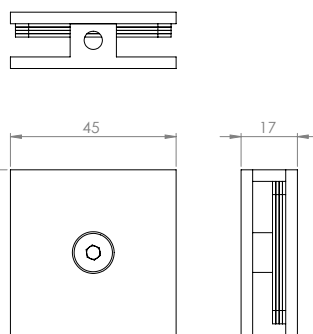
45x45 mm

Suporte parede-vidro com aba lateral
Wall-glass clip with side flap
Soporte pared-cristal con solapa lateral

Aço inox satinado
Stainless steel **satin**
Acero inox **satinado** | EN 1.4301
AISI 304

Espessura do vidro
Glass thickness
Espesura del cristal
6 a 12 mm

Novo



SP0022.BM

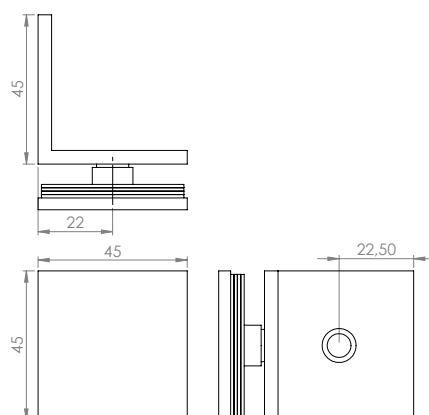
45x45 mm

Suporte parede-vidro
Wall-glass clip
Soporte pared-cristal

Aço inox preto mate
Stainless steel **black mate**
Acero inox **negro mate** | EN 1.4301
AISI 304

Espessura do vidro
Glass thickness
Espesura del cristal
6 a 12 mm

Novo



SP0023.BM

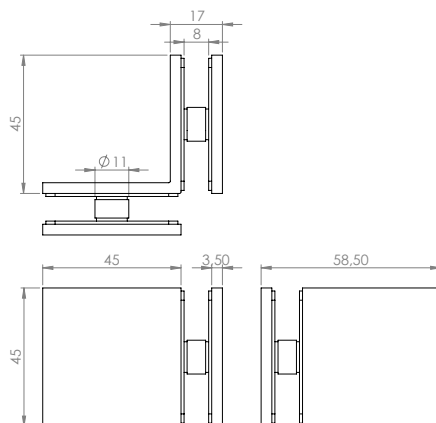
45x45 mm

Suporte parede-vidro com aba lateral
Wall-glass clip with side flap
Soporte pared-cristal con solapa lateral

Aço inox preto mate
Stainless steel **black mate**
Acero inox **negro mate** | EN 1.4301
AISI 304

Espessura do vidro
Glass thickness
Espesura del cristal
6 a 12 mm

Novo



SP0037.P

45x45 mm

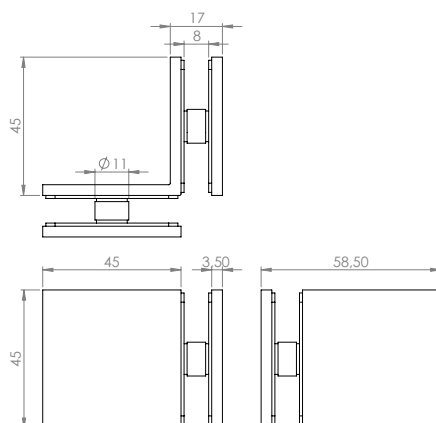
Suporte vidro-vidro a 90°
Glass-glass clip at 90°
Soporte cristal-cristal a 90°

Aço inox polido
Stainless steel polished
Acero inox pulido

EN 1.4301
AISI 304

Espessura do vidro
Glass thickness
Espesura del cristal
6 a 12 mm

Novo



SP0037.S

45x45 mm

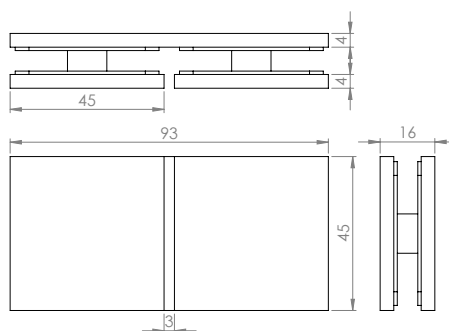
Suporte vidro-vidro a 90°
Glass-glass clip at 90°
Soporte cristal-cristal a 90°

Aço inox satinado
Stainless steel satin
Acero inox satinado

EN 1.4301
AISI 304

Espessura do vidro
Glass thickness
Espesura del cristal
6 a 12 mm

Novo



SP0036.P

45x93 mm

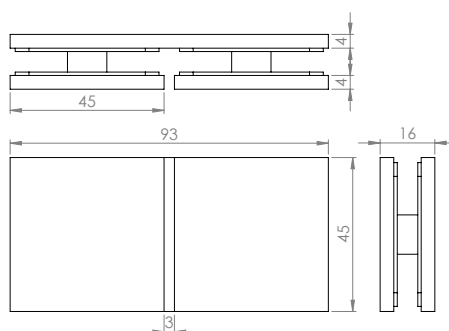
Suporte vidro-vidro a 180°
Glass-glass clip at 180°
Soporte cristal-cristal a 180°

Aço inox polido
Stainless steel polished
Acero inox pulido

EN 1.4301
AISI 304

Espessura do vidro
Glass thickness
Espesura del cristal
6 a 12 mm

Novo



SP0036.S

45x93 mm

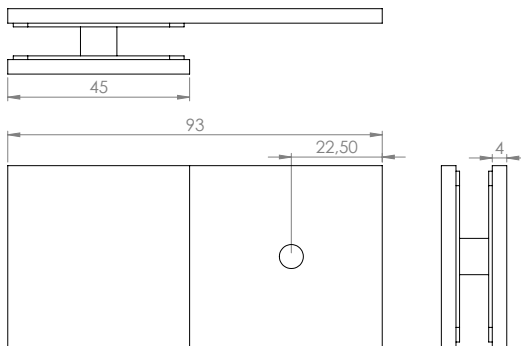

Suporte vidro-vidro a 180°
Glass-glass clip at 180°
Soporte cristal-cristal a 180°

Aço inox satinado
Stainless steel satin
Acero inox satinado

EN 1.4301
AISI 304

Espessura do vidro
Glass thickness
Espesura del cristal
6 a 12 mm

Novo



SP0039.P

45x45 mm

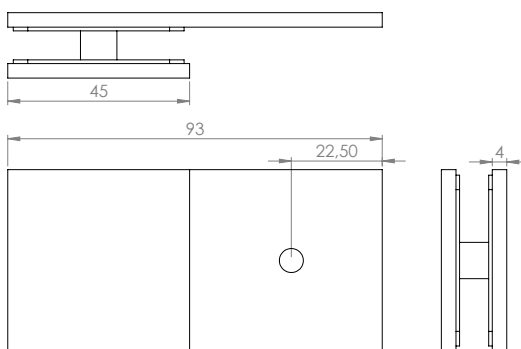

Suporte parede-vidro
Wall-glass clip
Soporte pared-cristal

Aço inox polido
Stainless steel polished
Acero inox pulido

EN 1.4301
AISI 304

Espessura do vidro
Glass thickness
Espesura del cristal
6 a 12 mm

Novo



SP0039.S

45x45 mm

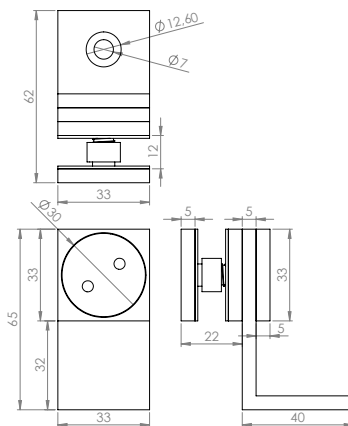
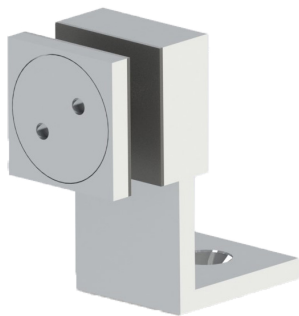
Suporte parede-vidro
Wall-glass clip
Soporte pared-cristal

Aço inox satinado
Stainless steel satin
Acero inox satinado

EN 1.4301
AISI 304

Espessura do vidro
Glass thickness
Espesura del cristal
6 a 12 mm

Novo



SP0032.P

65x33 mm

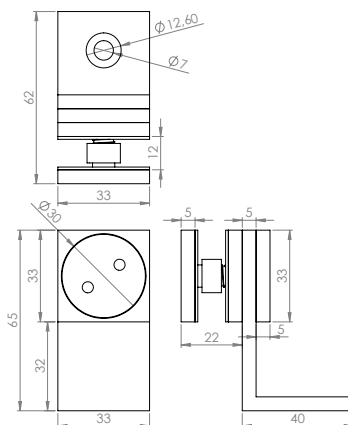

Suporte para vidro ajustável
Adjustable glass support
Soporte para cristal ajustable

Aço inox polido
Stainless steel polished
Acero inox pulido

EN 1.4301
AISI 304

Espessura do vidro
Glass thickness
Espesura del cristal
8 a 12 mm

Novo



SP0032.S

65x33 mm

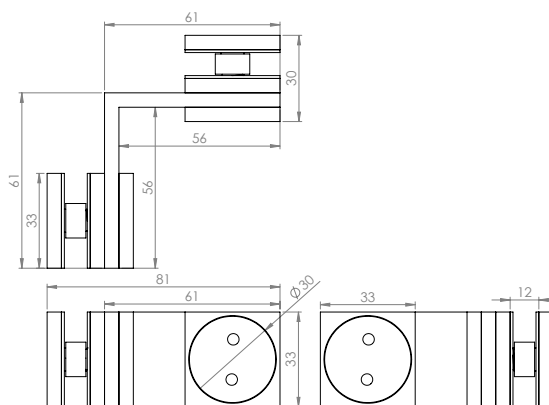

Suporte para vidro ajustável
Adjustable glass support
Soporte para cristal ajustable

Aço inox satinado
Stainless steel satin
Acero inox satinado

EN 1.4301
AISI 304

Espessura do vidro
Glass thickness
Espesura del cristal
8 a 12 mm

Novo



SP0033.P

33x78 mm

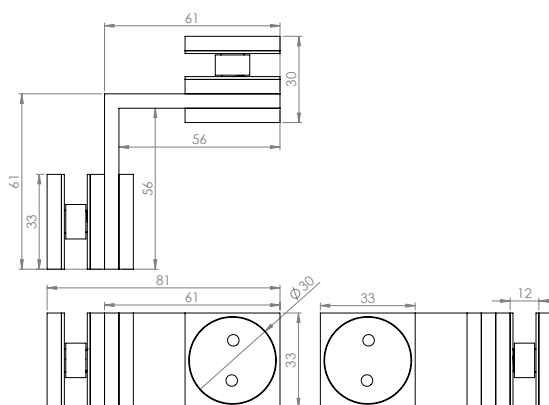

Suporte vidro-vidro a 90°
Glass-glass clip at 90°
Soporte cristal-cristal a 90°

Aço inox polido
Stainless steel polished
Acero inox pulido

EN 1.4301
AISI 304

Espessura do vidro
Glass thickness
Espesura del cristal
8 a 12 mm

Novo



SP0033.S

33x78 mm

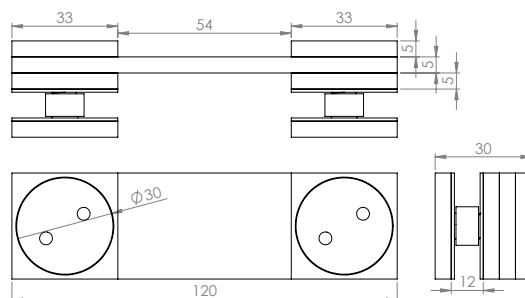
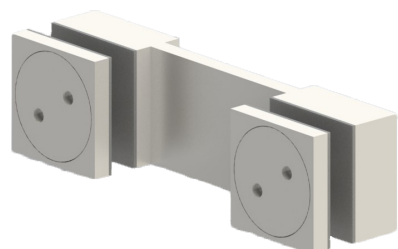
Suporte vidro-vidro a 90°
Glass-glass clip at 90°
Soporte cristal-cristal a 90°

Aço inox satinado
Stainless steel satin
Acero inox satinado

EN 1.4301
AISI 304

Espessura do vidro
Glass thickness
Espesura del cristal
8 a 12 mm

Novo



SP0034.P

33x120 mm

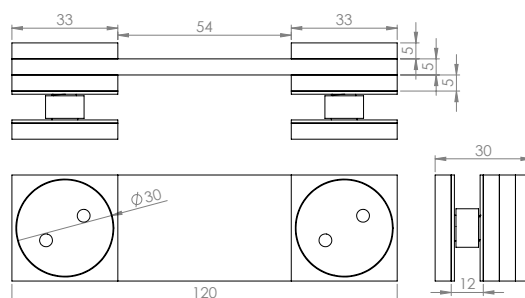

Suporte vidro-vidro a 180°
Glass-glass clip at 180°
Soporte cristal-cristal a 180°

Aço inox polido
Stainless steel polished
Acero inox pulido

EN 1.4301
AISI 304

Espessura do vidro
Glass thickness
Espesura del cristal
8 a 12 mm

Novo



SP0034.S

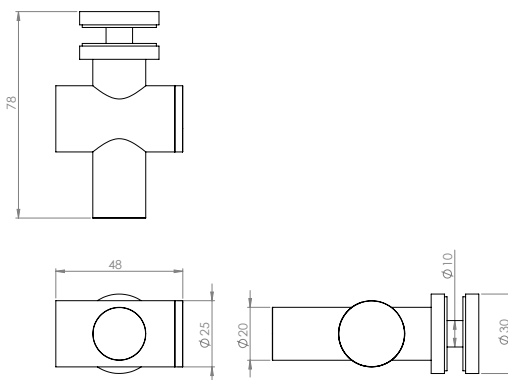
33x120 mm

Suporte vidro-vidro a 180°
Glass-glass clip at 180°
Soporte cristal-cristal a 180°

Aço inox satinado
Stainless steel satin
Acero inox satinado

EN 1.4301
AISI 304

Espessura do vidro
Glass thickness
Espesura del cristal
8 a 12 mm



SV0001.P

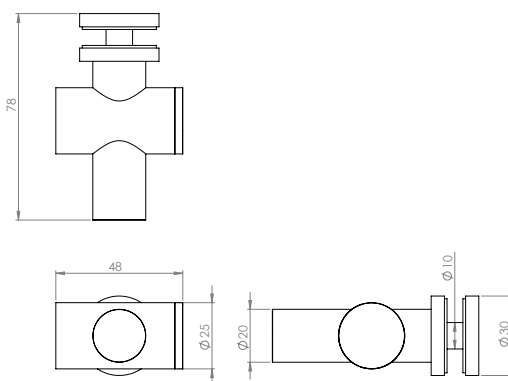
Ø25x78 mm

Suporte parede-vidro
Wall-glass support
Soporte pared-cristal

Aço inox polido
Stainless steel **polished**
Acero inox **pulido**

EN 1.4301
AISI 304

Espessura do vidro
Glass thickness
Espesura del cristal
8 a 12 mm



SV0001.S

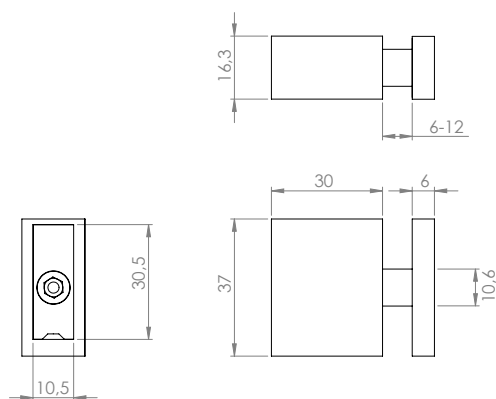
Ø25x78 mm

Suporte parede-vidro
Support wall-glass
Soporte pared-cristal

Aço inox satinado
Stainless steel **satin**
Acero inox **satinado**

EN 1.4301
AISI 304

Espessura do vidro
Glass thickness
Espesura del cristal
8 a 12 mm



SP0014.P

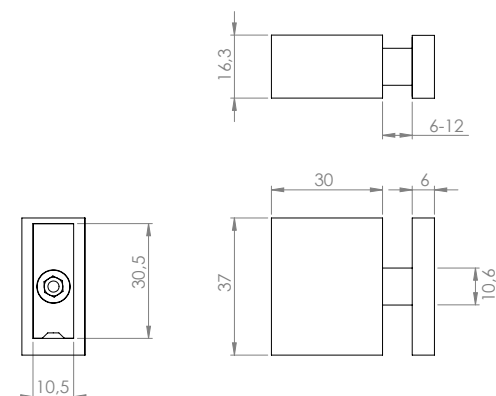
37x16 mm

Conetor tubo-vidro
Glass-tube connector
Conector tubo-cristal

Aço inox polido
Stainless steel **polished**
Acero inox **pulido**

EN 1.4301
AISI 304

Espessura do vidro
Glass thickness
Espesura del cristal
6 a 12 mm



SP0014.S

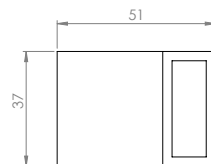
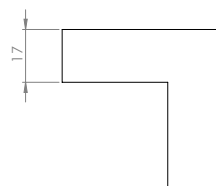
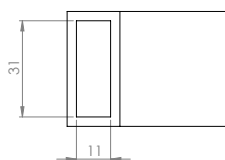
37x16 mm

Conetor tubo-vidro
Glass-tube connector
Conector tubo-cristal

Aço inox satinado
Stainless steel **satin**
Acero inox **satinado**

EN 1.4301
AISI 304

Espessura do vidro
Glass thickness
Espesura del cristal
6 a 12 mm



SP0015.P

37x51 mm

Conetor 90° para tubo

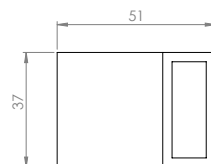
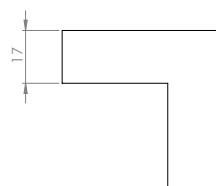
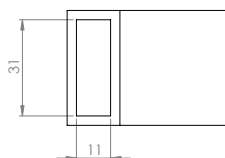
90° Tube connector
Conector 90° para tubo

Aço inox polido
Stainless steel polished
Acero inox pulido

EN 1.4301
AISI 304

Tamanho do tubo

Tube size
Tamaño del tubo
30x10 mm



SP0015.S

37x51 mm

Conetor 90° para tubo

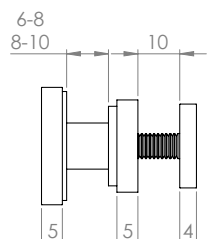
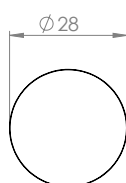
90° Tube connector
Conector 90° para tubo

Aço inox satinado
Stainless steel satin
Acero inox satinado

EN 1.4301
AISI 304

Tamanho do tubo

Tube size
Tamaño del tubo
30x10 mm



SP0016.P

Ø28 mm

Conetor tubo-vidro

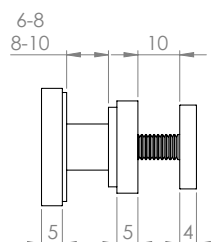
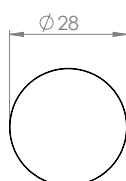
Glass-tube connector
Conector tubo-cristal

Aço inox polido
Stainless steel polished
Acero inox pulido

EN 1.4301
AISI 304

Espessura do vidro

Glass thickness
Espesura del cristal
6 a 10 mm



SP0016.S

Ø28 mm

Conetor tubo-vidro

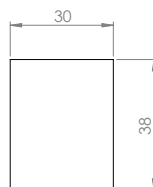
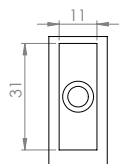
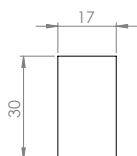
Glass-tube connector
Conector tubo-cristal

Aço inox satinado
Stainless steel satin
Acero inox satinado

EN 1.4301
AISI 304

Espessura do vidro

Glass thickness
Espesura del cristal
6 a 10 mm



SP0017.P

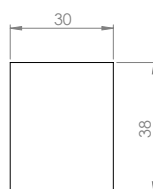
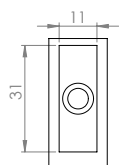
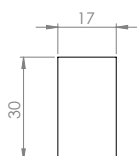
38x17 mm

Conetor tubo-parede
Wall-tube connector
Conetor tubo-pared

Aço inox polido
Stainless steel polished
Acero inox pulido

EN 1.4301
AISI 304

Tamanho do tubo
Tube size
Tamaño del tubo
30x10 mm



SP0017.S

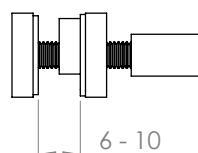
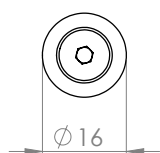
38x17 mm

Conetor tubo-parede
Wall-tube connector
Conetor tubo-pared

Aço inox satinado
Stainless steel satin
Acero inox satinado

EN 1.4301
AISI 304

Tamanho do tubo
Tube size
Tamaño del tubo
30x10 mm



SP0019.P

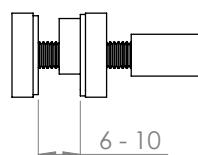
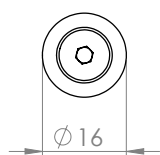
Ø16 mm

Pino de segurança para KIT0001
Security pin for KIT0001
Pin de seguridad for KIT0001

Aço inox polido
Stainless steel polished
Acero inox pulido

EN 1.4301
AISI 304

Espessura do vidro
Glass thickness
Espesura del cristal
6 a 10 mm



SP0019.S

Ø16 mm

Pino de segurança para KIT0001
Security pin for KIT0001
Pin de seguridad for KIT0001

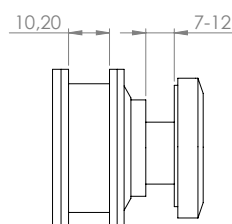
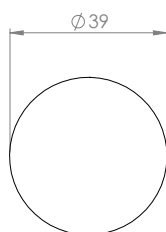
Aço inox satinado
Stainless steel satin
Acero inox satinado

EN 1.4301
AISI 304

Espessura do vidro
Glass thickness
Espesura del cristal
6 a 10 mm

Suportes para vidro em Aço inox

Stainless steel supports for glass | Soportes de Acero inox para cristal



SP0020.P

Ø39 mm

Roldana para KIT0001

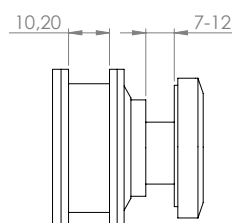
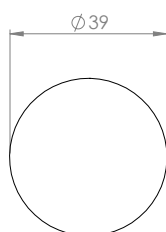
Wheel for KIT0001
Rueda para KIT0001

Aço inox polido
Stainless steel polished
Acero inox pulido

EN 1.4301
AISI 304

Espessura do vidro

Glass thickness
Espesura del cristal
6 a 12 mm



SP0020.S

Ø39 mm

Roldana para KIT0001

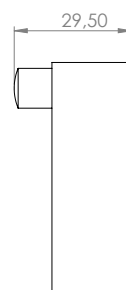
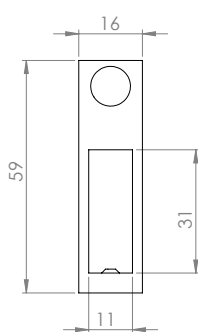
Wheel for KIT0001
Rueda para KIT0001

Aço inox satinado
Stainless steel satin
Acero inox satinado

EN 1.4301
AISI 304

Espessura do vidro

Glass thickness
Espesura del cristal
6 a 12 mm



SP0021.P

59x16 mm

Batente para KIT0001

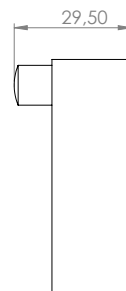
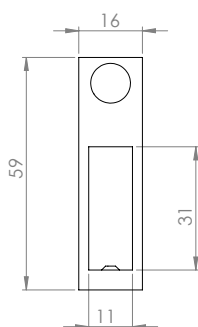

Stopper for KIT0001
Freno para KIT0001

Aço inox polido
Stainless steel polished
Acero inox pulido

EN 1.4301
AISI 304

Tamanho do tubo

Tube size
Tamaño del tubo
30x10 mm



SP0021.S

59x16 mm

Batente para KIT0001

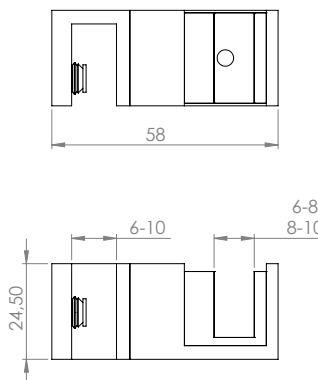
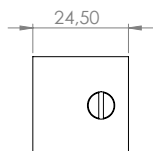
Stopper for KIT0001
Freno para KIT0001

Aço inox satinado
Stainless steel satin
Acero inox satinado

EN 1.4301
AISI 304

Tamanho do tubo

Tube size
Tamaño del tubo
30x10 mm



SP0018.P

24x58 mm

Guia de pavimento

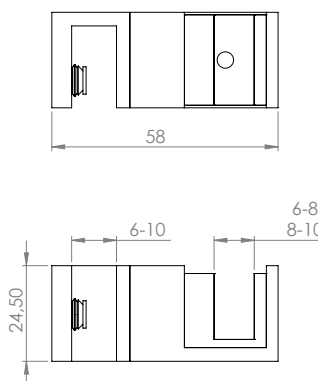
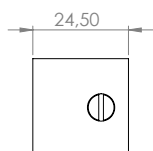
Floor guide
Guía de suelo

Aço inox polido
Stainless steel *polished*
Acero inox *pulido*

**EN 1.4301
AISI 304**

Espessura do vidro

Glass thickness
Espesura del cristal
6 a 10 mm



SP0018.S

24x58 mm

Guia de pavimento

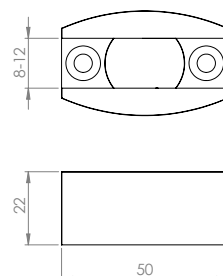
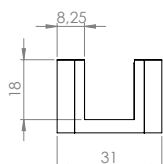
Floor guide
Guía de suelo

Aço inox satinado
Stainless steel *satín*
Acero inox *satinado*

**EN 1.4301
AISI 304**

Espessura do vidro

Glass thickness
Espesura del cristal
6 a 10 mm



SP0025.P

22x50 mm

Guia de pavimento ajustável

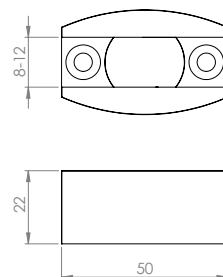
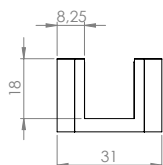

Adjustable floor guide
Guía de suelo ajustable

Aço inox polido
Stainless steel *polished*
Acero inox *pulido*

**EN 1.4301
AISI 304**

Espessura do vidro

Glass thickness
Espesura del cristal
8 a 12 mm



SP0025.S

22x50 mm

Guia de pavimento ajustável

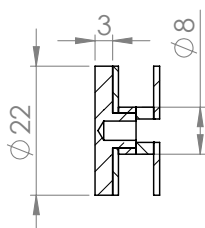
Adjustable floor guide
Guía de suelo ajustable

Aço inox satinado
Stainless steel *satín*
Acero inox *satinado*

**EN 1.4301
AISI 304**

Espessura do vidro

Glass thickness
Espesura del cristal
8 a 12 mm



SP0024

Ø22 mm

Suporte de fixação para H10017/18

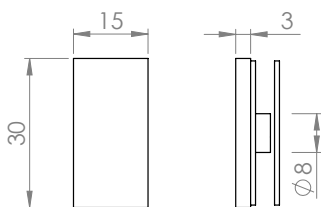
Fixing support for H10017/18
Soporte de fijación para H10017/18

Latão cromado

Brass chrome plated
Latón cromado

Espessura do vidro

Glass thickness
Espesura del cristal
6 a 12 mm



SP0026

30x15 mm

Suporte de fixação para H10094/95

Fixing support for H10094/95
Soporte de fijación para H10094/95

Aço inox polido

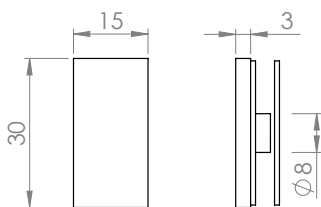
Stainless steel polished
Acero inox pulido

EN 1.4301
AISI 304

Espessura do vidro

Glass thickness
Espesura del cristal
6 a 12 mm

Novo



SP0026.S

30x15 mm

Suporte de fixação para H10094/95

Fixing support for H10094/95
Soporte de fijación para H10094/95

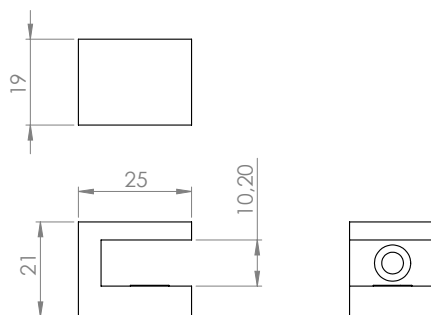

Aço inox satinado

Stainless steel satin
Acero inox satinado

EN 1.4301
AISI 304

Espessura do vidro

Glass thickness
Espesura del cristal
6 a 12 mm



H10070

21x25 mm

Suporte de prateleira


Shelf support
Soporte de estante

Latão cromado

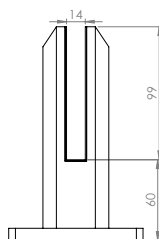
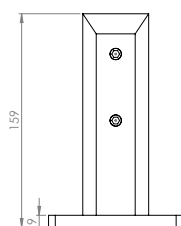
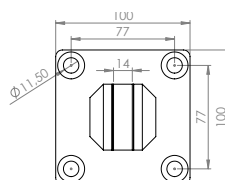
Brass chrome plated
Latón cromado

Espessura do vidro

Glass thickness
Espesura del cristal
6 a 10 mm



Novo



SP0027.P
159x100 mm

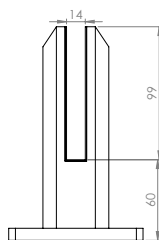
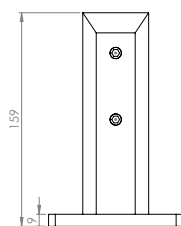
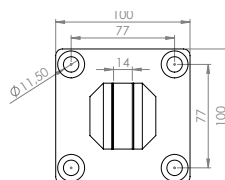
Suporte de chão para vidro
Glass support for floor
Soporte de suelo para cristal

Aço inox polido
Stainless steel polished
Acero inox pulido

EN 1.4462
AISI 2205

Espessura do vidro
Glass thickness
Espesura del cristal
8 a 14 mm

Novo



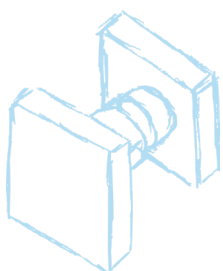
SP0027.S
159x100 mm

Suporte de chão para vidro
Glass support for floor
Soporte de suelo para cristal

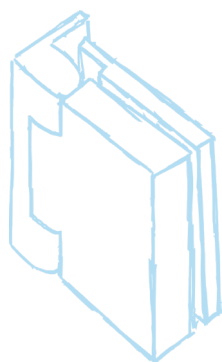
Aço inox satinado
Stainless steel satin
Acero inox satinado

EN 1.4462
AISI 2205

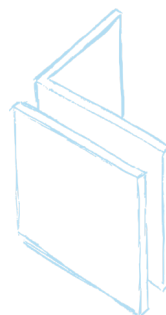
Espessura do vidro
Glass thickness
Espesura del cristal
8 a 14 mm



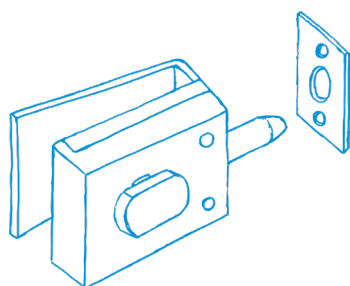
Puxadores



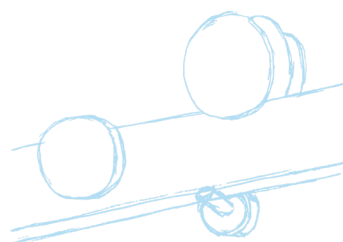
Dobradiças



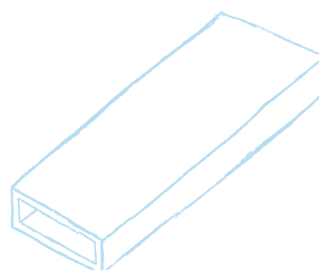
Suportes



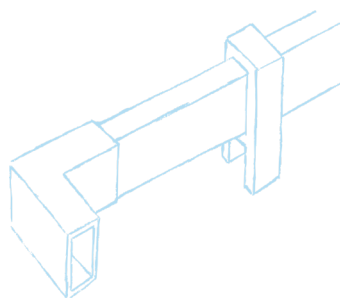
Fechos para vidro




Sistemas de portas de correr



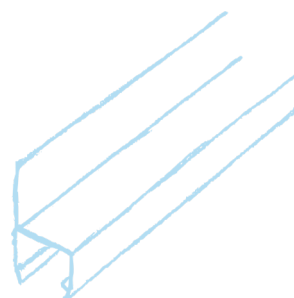
Tubos e Perfis



Sistemas modulares e estabilizadores



Toalheiros para vidro

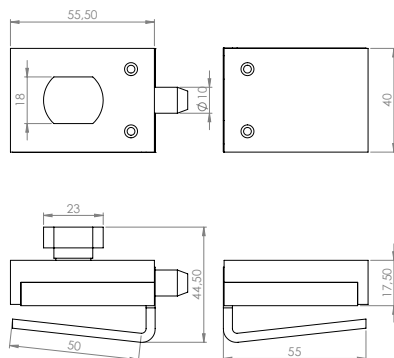


Vedantes

Fechos para vidro

Glass lock | Cierre para cristal

Novo



FC0001

40x55 mm

Fecho vidro-vidro

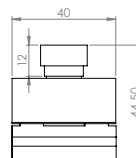
Glass-glass lock
Cierre para cristal-cristal

Zamak cromado

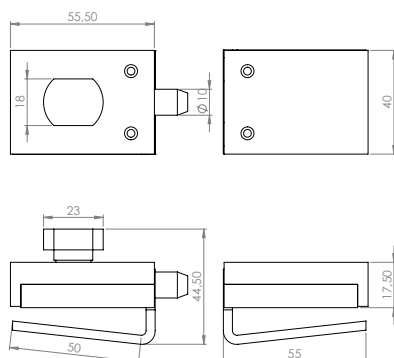
Zamak chrome plated
Zamak cromado

Espessura do vidro

Glass thickness
Espesura del cristal
6 a 10 mm



Novo



FC0002

40x55 mm

Fecho vidro-vidro

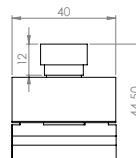
Glass-glass lock
Cierre para cristal-cristal

Zamak níquel satinado

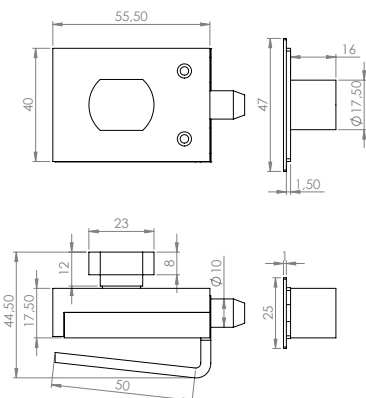
Zamak satin nickel
Zamak níquel satinado

Espessura do vidro

Glass thickness
Espesura del cristal
6 a 10 mm



Novo



FC0003

40x55 mm

Fecho parede-vidro

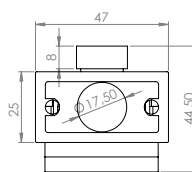
Wall-glass lock
Cierre para pared-cristal

Zamak níquel satinado

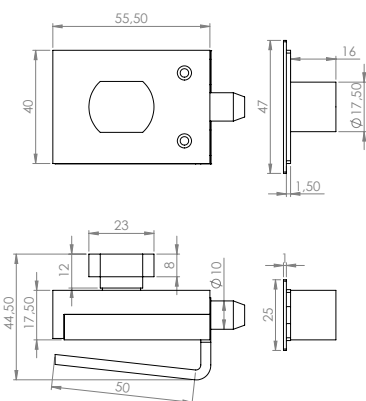
Zamak satin nickel
Zamak níquel satinado

Espessura do vidro

Glass thickness
Espesura del cristal
6 a 10 mm



Novo



FC0004

40x55 mm

Fecho parede-vidro

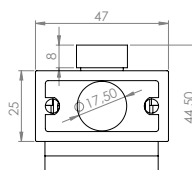
Wall-glass lock
Cierre para pared-cristal

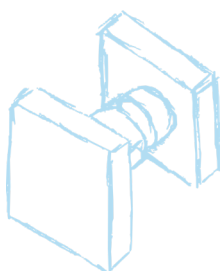
Zamak cromado

Zamak chrome plated
Zamak cromado

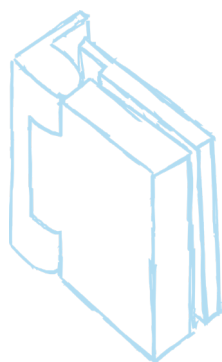
Espessura do vidro

Glass thickness
Espesura del cristal
6 a 10 mm

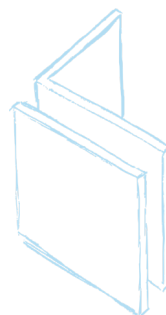




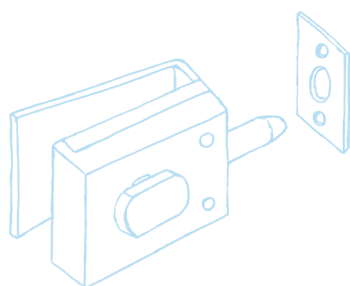
Puxadores



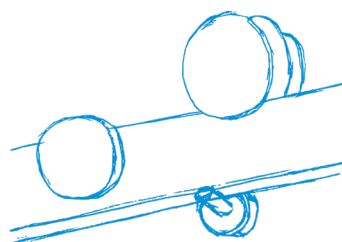
Dobradiças



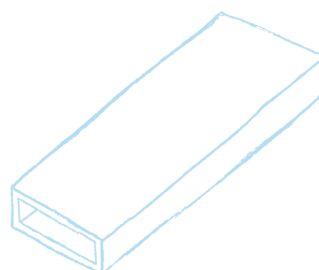
Suportes



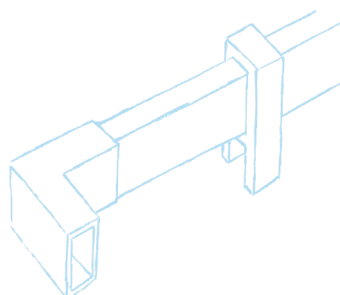
Fechos para vidro




Sistemas de portas de correr



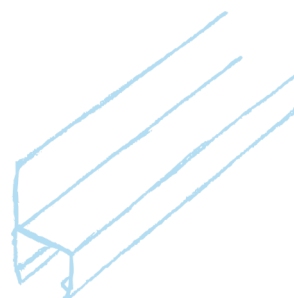
Tubos e Perfis




Sistemas modulares e estabilizadores



Toalheiros para vidro



Vedantes



K I T O O O 1

Sistemas de portas de correr

Sliding door systems | Sistemas para puertas correderas

KIT0001.P | KIT0001.S | KIT0001.BM

KIT0001.P | Polido, polished, pulido

KIT0001.S | Satinado, satin, satinado

KIT0001.BM | Preto mate, black mate, negro mate

Sistema de portas de correr

Sliding door system

Sistema de puertas correderas

Aço inox polido

Stainless steel polished

Acero inox pulido

EN 1.4301

AISI 304



2x Roldana | Wheel | Rueda

2x Conetor | Connector | Conector

2x Pino de segurança | Security pin | Pin de seguridad

2x Suporte de parede | Wall support | Soporte de pared

2x Batente | Stopper | Freno

1x Guia de pavimento | Floor guide | Guía de suelo

Espessura do vidro

Glass thickness

Espesura del cristal

6 a 10 mm

Peso máximo

Maximum weight

Peso máximo

40 kg



SP0020

Roldana

Wheel
Rueda



SP0021

Batente

Stopper
Freno



SP0017

Suporte de parede

Wall support
Soporte de pared



SP0016

Conetor

Connector
Conector



SP0018

Guia de pavimento

Floor guide
Guía de suelo



SP0019

Pino de segurança

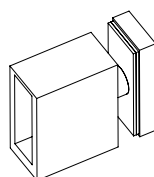
Security pin
Pin de seguridad

Complementos:

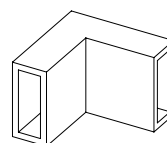
SP0014 | Polido, satinado ou preto mate- Conetor tubo-vidro

SP0015 | Polido, satinado ou preto mate- Conetor 90°

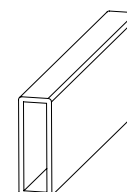
TU0002/3 | Polido, satinado ou preto mate- Tubo retangular 30x10mm com 2m ou 3m



SP0014



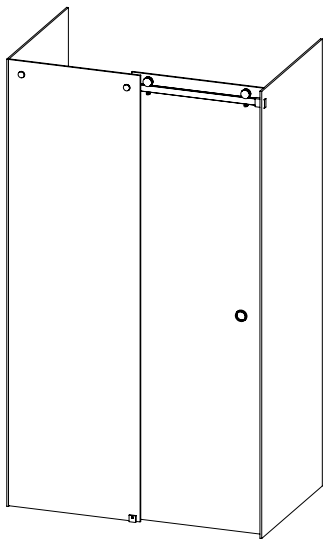
SP0015



TU0002/3

Sistemas de portas de correr

Sliding door systems | Sistemas para puertas correderas



1x KIT0001 | Polido, satinado ou preto mate

1x KIT0001 | Polished, satin or black mate

1x KIT0001 | Pulido, satinado o negro mate

Complementos:

Complements:

Complementos:

1x Puxador à escolha

2x SP0014

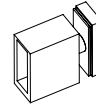
1x TU0002 (2m) ou 1x TU0003 (3m)



PX0009



PX0010



SP0014



PX0011/12



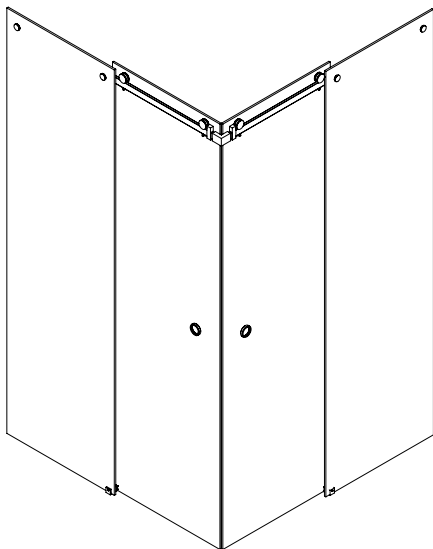
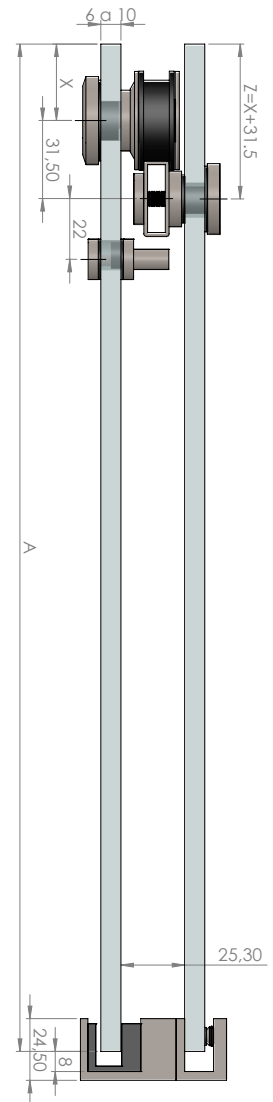
PX0015



PX0019



TU0002/3



2x KIT0001 | Polido, satinado ou preto mate

2x KIT0001 | Polished, satin or black mate

2x KIT0001 | Pulido, satinado o negro mate

Complementos:

Complements:

Complementos:

2x Puxador à escolha

1x SP0015

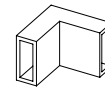
1x TU0002 (2m) ou 1x TU0003 (3m)



PX0009



PX0010



SP0015



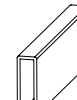
PX0011/12



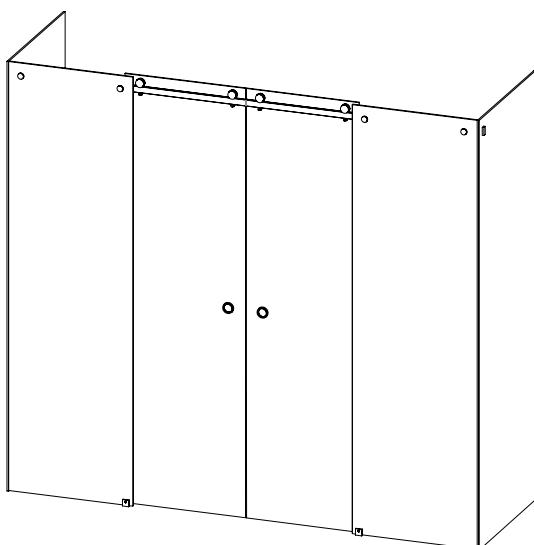
PX0015



PX0019



TU0002/3



2x KIT0001 | Polido, satinado ou preto mate

2x KIT0001 | Polished, satin or black mate

2x KIT0001 | Pulido, satinado o negro mate

Complementos:

Complements:

Complementos:

2x Puxador à escolha

2x SP0014

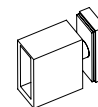
1x TU0002 (2m) ou 1x TU0003 (3m)



PX0009



PX0010



SP0014



PX0011/12



PX0015




PX0019



TU0002/3

K
I
T
O
O
O
2



Sistemas de portas de correr

Sliding door systems | Sistemas para puertas correderas

KIT0002.P | KIT0002.S | KIT0002.BM

KIT0002.P | Polido, polished, pulido

KIT0002.S | Satinado, satin, satinado

KIT0002.BM | Preto Mate, black mate, negro mate

Sistema de portas de correr

Sliding door system

Sistema de puertas correderas

Aço inox polido

Stainless steel polished

Acero inox pulido

EN 1.4301

AISI 304



2x Roldana | Wheel | Rueda

2x Suporte de parede | Wall support | Soporte de pared

1x Guia de pavimento | Floor guide | Guía de suelo

2x Batente | Stopper | Freno

Espessura do vidro

Glass thickness

Espesura del cristal

6 a 12 mm

Peso máximo

Maximum weight

Peso máximo

60 kg



Roldana

Wheel
Rueda



Suporte de parede

Wall support
Soporte de pared



Guia de pavimento

Floor guide
Guía de suelo



Batente

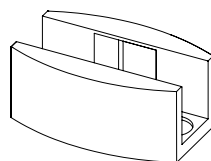
Stopper
Freno

Complementos:

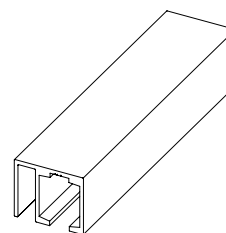
SP0025 | Polido, satinado ou preto mate- Guia de pavimento

PF0001/2 | Brilho, anodizado mate, aço inox ou preto mate- Carril superior com suporte para vidro fixo com 2m ou 3m

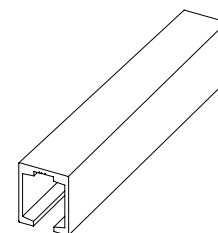
PF0004/5 | Brilho, anodizado mate, aço inox ou preto mate- Carril simples com 2m ou 3m




SP0025



PF0001/2



PF0004/5



1x KIT0002 | Polido, satinado ou preto mate

1x KIT0002 | Polished, satin or black mate

1x KIT0002 | Pulido, satinado o negro mate

Complementos:

Complements:
Complementos:

1x Puxador à escolha

1x PF0001 (2m) ou 1x PF0002 (3m)

1x PF0004 (2m) ou 1x PF0005 (3m)



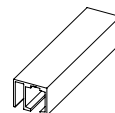
PX0009



PX0010



PX0011/12



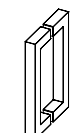
PF0001/2



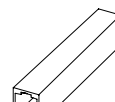
PX0015



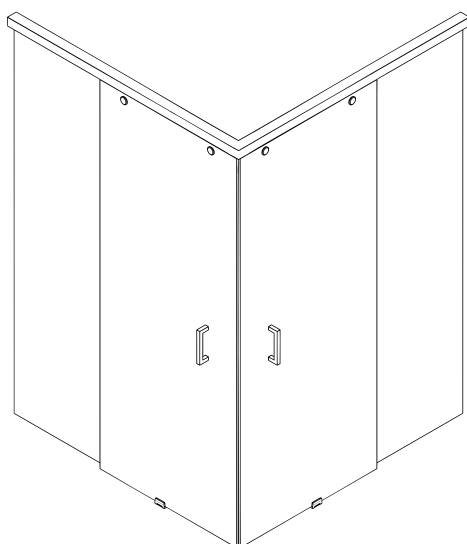
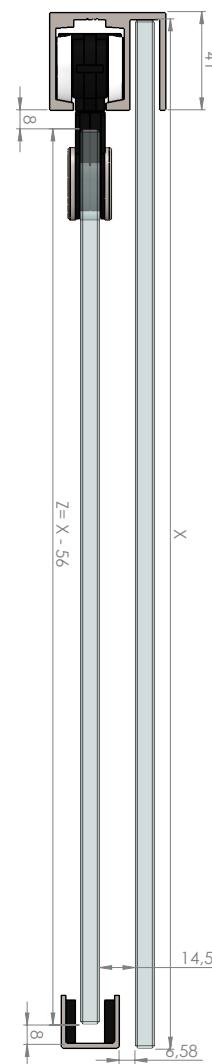
PX0019



PX0014.D



PF0004/5



2x KIT0002 | Polido, satinado ou preto mate

2x KIT0002 | Polished, satin or black mate

2x KIT0002 | Pulido, satinado o negro mate

Complementos:

Complements:
Complementos:

2x Puxador à escolha

1x SV0017

1x PF0001 (2m) ou 1x PF0002 (3m)



PX0009



PX0010



PX0011/12



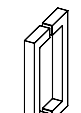
SV0017



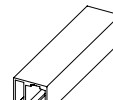
PX0015



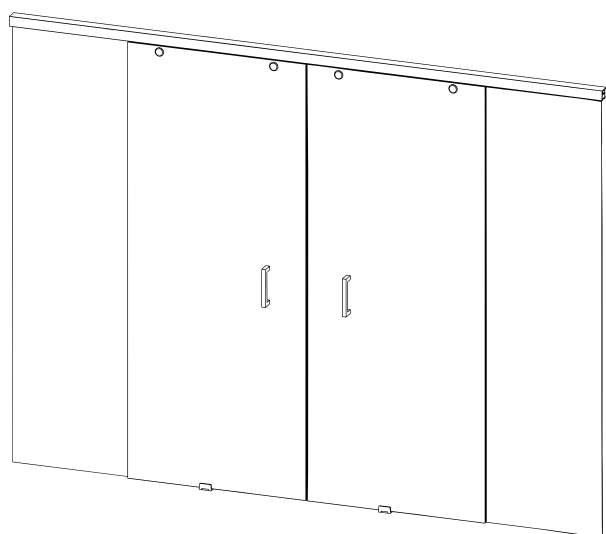
PX0019



PX0014.D



PF0001/2



2x KIT0002 | Polido, satinado ou preto mate

2x KIT0002 | Polished, satin or black mate

2x KIT0002 | Pulido, satinado o negro mate

Complementos:

Complements:
Complementos:

2x Puxador à escolha

1x PF0001 (2m) ou 1x PF0002 (3m)

1x PF0004 (2m) ou 1x PF0005 (3m)



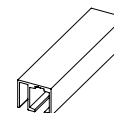
PX0009



PX0010



PX0011/12



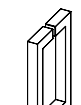
PF0001/2



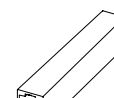
PX0015




PX0019



PX0014.D



PF0004/5



K
I
T
0
0
0
3

Sistemas de portas de correr

Sliding door systems | Sistemas para puertas correderas

KIT0003.P | KIT0003.S | KIT0003.BM

KIT0003.P | Polido, polished, pulido

KIT0003.S | Satinado, satin, satinado

KIT0003.BM | Preto Mate, black mate, negro mate

Sistema de portas de correr

Sliding door system

Sistema de puertas correderas

Aço inox satinado

Stainless steel satin

Acero inox satinado

EN 1.4301

AISI 304



2x Roldana | Wheel | Rueda

2x Suporte de parede | Wall support | Soporte de pared

1x Guia de pavimento | Floor guide | Guía de suelo

2x Batente | Stopper | Freno

Espessura do vidro

Glass thickness

Espesura del cristal



6 a 12 mm

Peso máximo

Maximum weight

Peso máximo

60 kg




Roldana

Wheel
Rueda



Suporte de parede

Wall support
Soporte de pared



Guia de pavimento

Floor guide
Guía de suelo



Batente

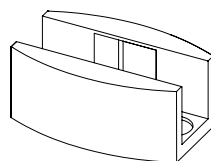
Stopper
Freno

Complementos:

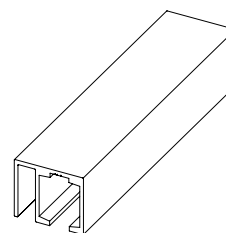
SP0025 | Polido ou satinado- Guia de pavimento

PF0001/2 | Brilho, anodizado mate, aço inox ou preto mate- Carril superior com suporte para vidro fixo com 2m ou 3m

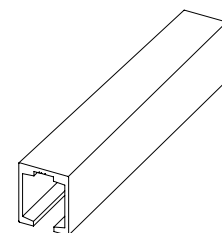
PF0004/5 | Brilho, anodizado mate, aço inox ou preto mate- Carril simples com 2m ou 3m




SP0025



PF0001/2



PF0004/5



1x KIT0003 | Polido, satinado ou preto mate

1x KIT0003 | Polished, satin or black mate

1x KIT0003 | Pulido, satinado o negro mate

Complementos:

Complements:

Complementos:

1x Puxador à escolha

1x PF0001 (2m) ou 1x PF0002 (3m)

1x PF0004 (2m) ou 1x PF0005 (3m)



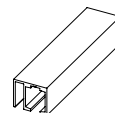
PX0009



PX0010



PX0011/12



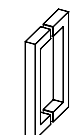
PF0001/2



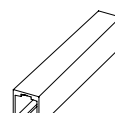
PX0015



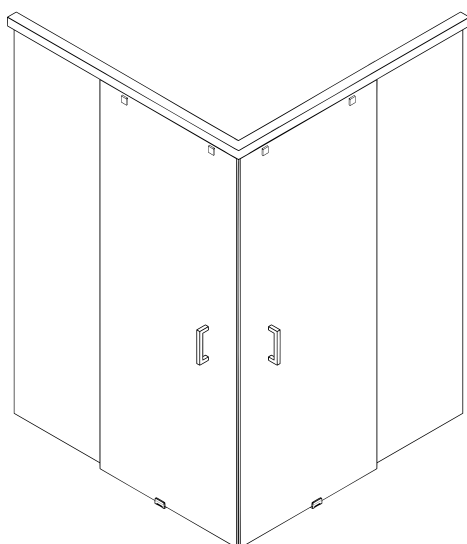
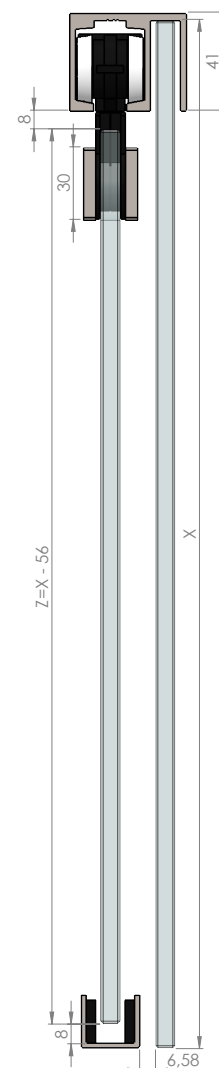
PX0019



PX0014.D



PF0004/5



2x KIT0003 | Polido, satinado ou preto mate

2x KIT0003 | Polished, satin or black mate

2x KIT0003 | Pulido, satinado o negro mate

Complementos:

Complements:

Complementos:

2x Puxador à escolha

1x SV0017

1x PF0001 (2m) ou 1x PF0002 (3m)



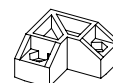
PX0009



PX0010



PX0011/12



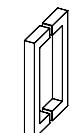
SV0017



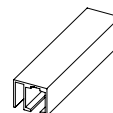
PX0015



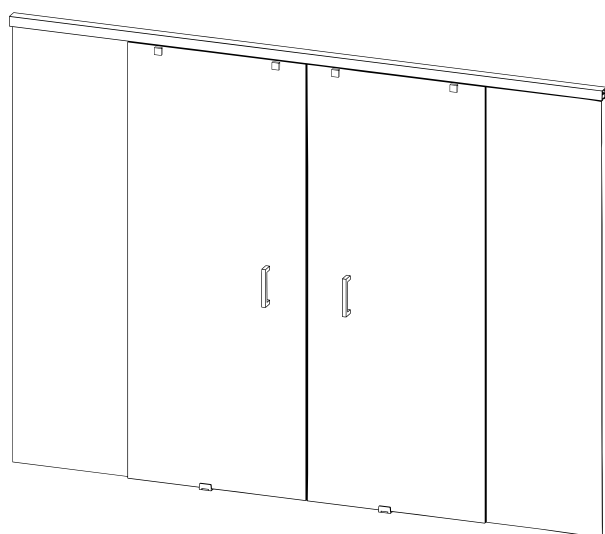
PX0019



PX0014.D



PF0001/2



2x KIT0003 | Polido, satinado ou preto mate

2x KIT0003 | Polished, satin or black mate

2x KIT0003 | Pulido, satinado o negro mate

Complementos:

Complements:

Complementos:

2x Puxador à escolha

1x PF0001 (2m) ou 1x PF0002 (3m)

1x PF0004 (2m) ou 1x PF0005 (3m)



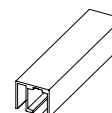
PX0009



PX0010



PX0011/12



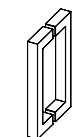
PF0001/2



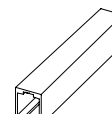
PX0015



PX0019




PX0014.D



PF0004/5

K
I
T
0
0
0
5



Sistemas de portas de correr

Sliding door systems | Sistemas para puertas correderas

KIT0005.P | KIT0005.S | KIT0005.BM

KIT0005.P | Polido, polished, pulido

KIT0005.S | Satinado, satin, satinado

KIT0005.BM | Preto Mate, black mate, negro mate

Sistema de portas de correr

Sliding door system

Sistema de puertas correderas

Aço inox satinado

Stainless steel satin

Acero inox satinado

EN 1.4301

AISI 304



2x Roldana | Wheel | Rueda

2x Suporte de parede | Wall support | Soporte de pared

1x Guia de pavimento | Floor guide | Guía de suelo

2x Batente | Stopper | Freno

Espessura do vidro

Glass thickness

Espesura del cristal

8 a 12 mm

Peso máximo

Maximum weight

Peso máximo

80 kg



Roldana

Wheel
Rueda



Suporte de parede

Wall support
Soporte de pared



Guia de pavimento

Floor guide
Guía de suelo



Batente

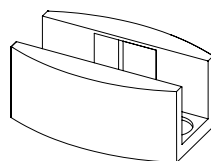
Stopper
Freno

Complementos:

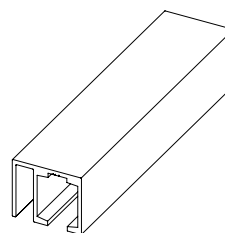
SP0025 | Polido ou satinado- Guia de pavimento

PF0001/2 | Brilho, anodizado mate, aço inox ou preto mate- Carril superior com suporte para vidro fixo com 2m ou 3m

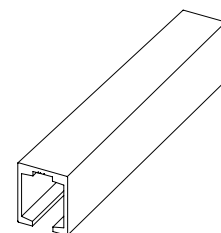
PF0004/5 | Brilho, anodizado mate, aço inox ou preto mate- Carril simples com 2m ou 3m




SP0025



PF0001/2



PF0004/5



1x KIT0005 | Polido, satinado ou preto mate

1x KIT0005 | Polished, satin or black mate

1x KIT0005 | Pulido, satinado o negro mate

Complementos:

Complements:
Complementos:

1x Puxador à escolha

1x PF0001 (2m) ou 1x PF0002 (3m)

1x PF0004 (2m) ou 1x PF0005 (3m)



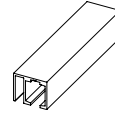
PX0009



PX0010



PX0011/12



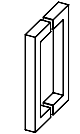
PF0001/2



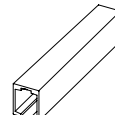
PX0015



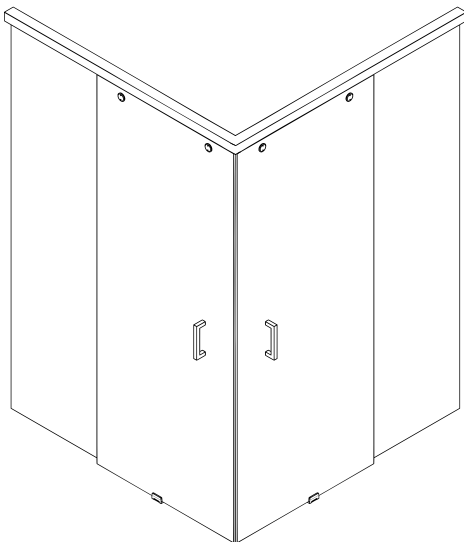
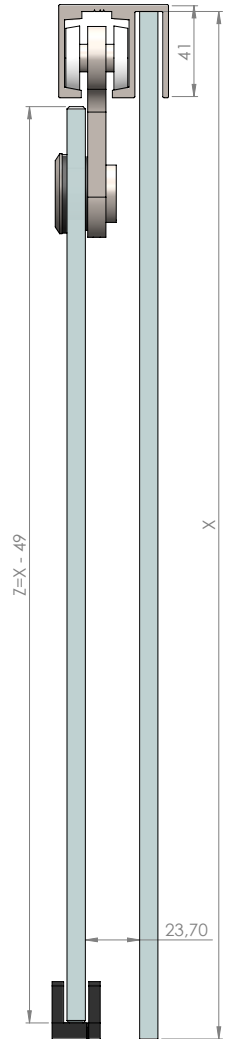
PX0019



PX0014.D



PF0004/5



2x KIT0005 | Polido, satinado ou preto mate

2x KIT0005 | Polished, satin or black mate

2x KIT0005 | Pulido, satinado o negro mate

Complementos:

Complements:
Complementos:


2x Puxador à escolha

1x SV0017

1x PF0001 (2m) ou 1x PF0002 (3m)



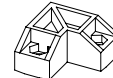
PX0009



PX0010



PX0011/12



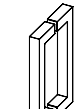
SV0017



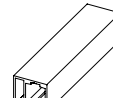
PX0015



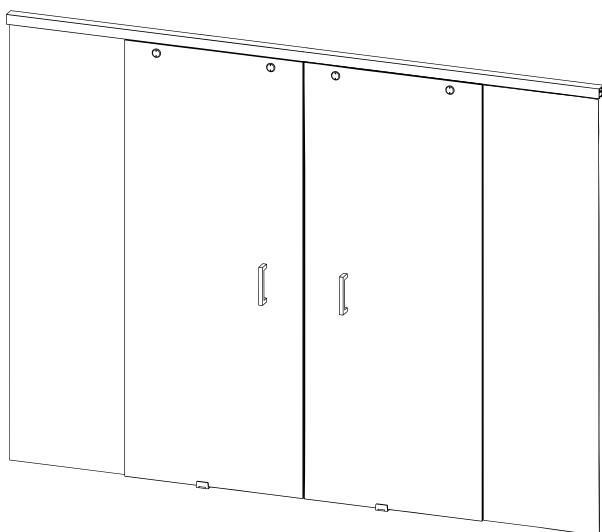
PX0019



PX0014.D



PF0001/2



2x KIT0005 | Polido, satinado ou preto mate

2x KIT0005 | Polished, satin or black mate

2x KIT0005 | Pulido, satinado o negro mate

Complementos:

Complements:
Complementos:

2x Puxador à escolha

1x PF0001 (2m) ou 1x PF0002 (3m)

1x PF0004 (2m) ou 1x PF0005 (3m)



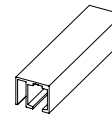
PX0009



PX0010



PX0011/12



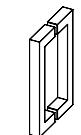
PF0001/2



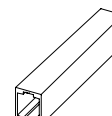
PX0015



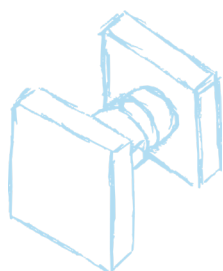
PX0019



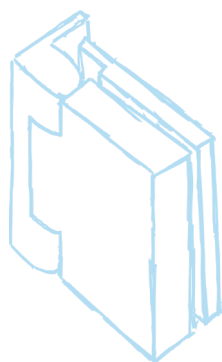
PX0014.D



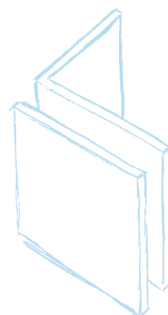
PF0004/5



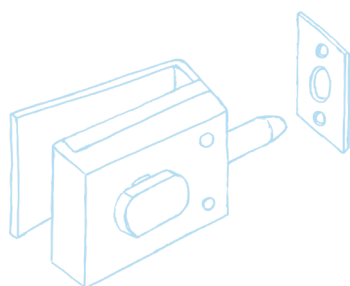
Puxadores



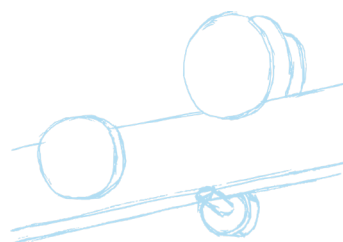
Dobradiças



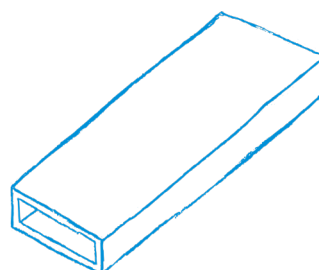
Suportes



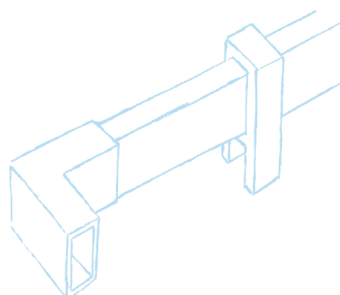
Fechos para vidro




Sistemas de portas de correr



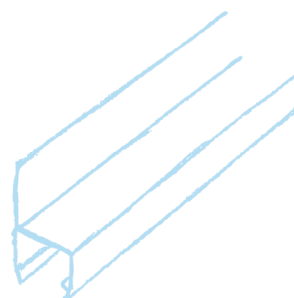
Tubos e Perfis



Sistemas modulares e estabilizadores



Toalheiros para vidro



Vedantes

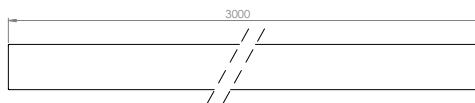
TU0001
3000 mm

Tubo redondo
Round tube
Tubo redondo

Alumínio polido
Stainless steel polished
Acero inox pulido

EN 1.4462
AISI 2205

Tamanho do tubo
Tube size
Tamaño del tubo
Ø19x3000x1,5 mm



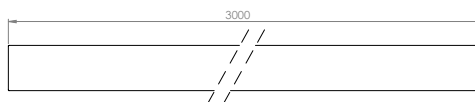
TU0001.S
3000 mm

Tubo redondo
Round tube
Tubo redondo

Alumínio satinado
Stainless steel satin
Acero inox satinado

EN 1.4462
AISI 2205

Tamanho do tubo
Tube size
Tamaño del tubo
Ø19x3000x1,5 mm



Novo

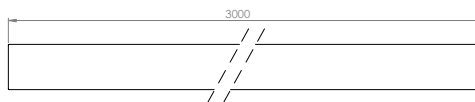
TU0001.BM
3000 mm

Tubo redondo
Round tube
Tubo redondo

Aço inox preto mate
Stainless steel black mate
Acero inox negro mate

EN 1.4462
AISI 2205

Tamanho do tubo
Tube size
Tamaño del tubo
Ø19x3000x1,5 mm





TU0002.P

2000 mm

TU0003.P

3000 mm

Tubo retangular

Rectangular tube
Tubo rectangular

Aço inox polido
Stainless steel *polished*
Acero inox *pulido*

EN 1.4462
AISI 2205

Tamanho do tubo

Tube size
Tamaño del tubo
30x10x2000x1,5 mm



TU0002.S

2000 mm

TU0003.S

3000 mm

Tubo retangular

Rectangular tube
Tubo rectangular

Aço inox satinado
Stainless steel *satin*
Acero inox *satinado*

EN 1.4462
AISI 2205

Tamanho do tubo

Tube size
Tamaño del tubo
30x10x2000x1,5 mm

Novo



TU0002.BM

2000 mm

Tubo retangular

Rectangular tube
Tubo rectangular

Aço inox preto mate
Stainless steel *black mate*
Acero inox *negro mate*

EN 1.4462
AISI 2205

Tamanho do tubo

Tube size
Tamaño del tubo
30x10x2000x1,5 mm

PF0001.B

2000 mm

PF0002.B

3000 mm

Carril superior com suporte para vidro fixo

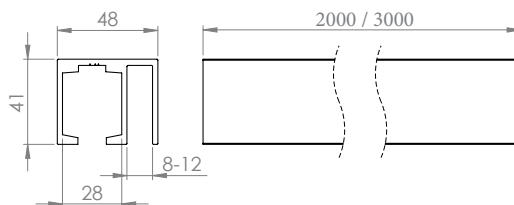

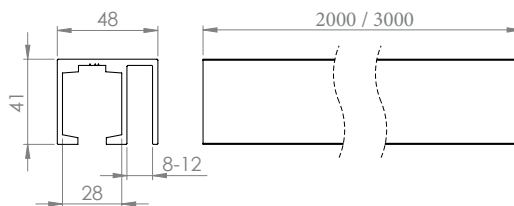

Upper track with fixed glass support
Carril superior con soporte al cristal fijo

Alumínio brilho

Aluminium *brightness*
Aluminio *brillo*

Espessura do vidro fixo

Fixed glass thickness
Espesura del cristal fijo
8 a 12 mm



Carril superior com suporte para vidro fixo

Upper track with fixed glass support
Carril superior con soporte al cristal fijo

Alumínio anodizado mate

Aluminium *mate*
Aluminio *mate*

Espessura do vidro fixo

Fixed glass thickness
Espesura del cristal fijo
8 a 12 mm

Novo

PF0001.AC

2000 mm

PF0002.AC

3000 mm

Carril superior com suporte para vidro fixo

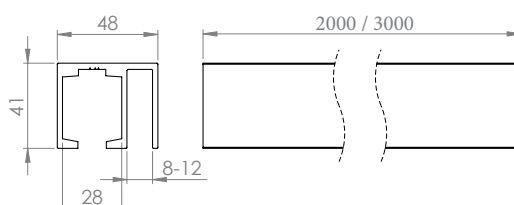

Upper track with fixed glass support
Carril superior con soporte al cristal fijo

Alumínio acabamento inox

Aluminium *stainless finish*
Aluminio *con acabado en inoxidable*

Espessura do vidro fixo

Fixed glass thickness
Espesura del cristal fijo
8 a 12 mm



Novo

PF0001.BM

2000 mm

PF0002.BM

3000 mm

Carril superior com suporte para vidro fixo

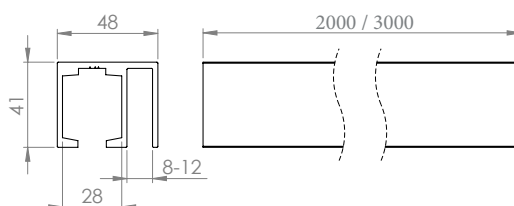
Upper track with fixed glass support
Carril superior con soporte al cristal fijo

Alumínio preto mate

Aluminium *black mate*
Aluminio *negro mate*

Espessura do vidro fixo

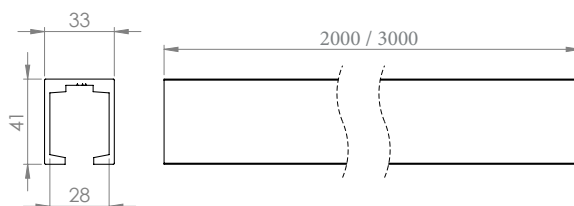
Fixed glass thickness
Espesura del cristal fijo
8 a 12 mm



Novo

PF0004.B
2000 mm

PF0005.B
3000 mm



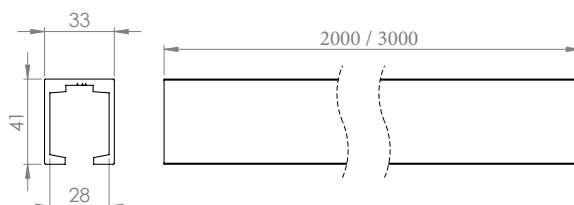

Carril superior simples
Simple upper track
Carril superior sencillo

Alumínio brilho
Aluminium brightness
Aluminio brillo

Novo

PF0004.M
2000 mm

PF0005.M
3000 mm



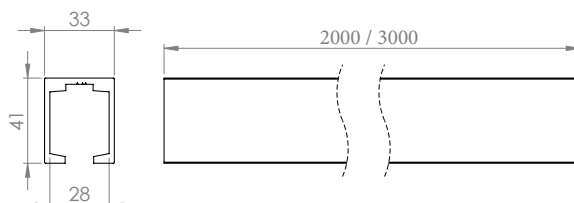
Carril superior simples
Simple upper track
Carril superior sencillo

Alumínio anodizado mate
Aluminium mate
Aluminio mate

Novo

PF0004.AC
2000 mm

PF0005.AC
3000 mm



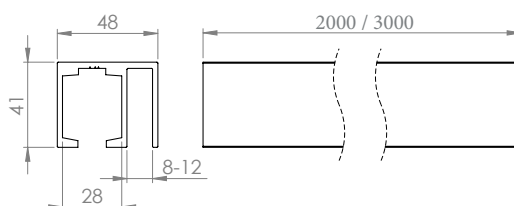
Carril superior simples
Simple upper track
Carril superior sencillo

Alumínio acabamento inox
Aluminium stainless finish
Aluminio con acabado en inoxidable

Novo

PF0004.BM
2000 mm

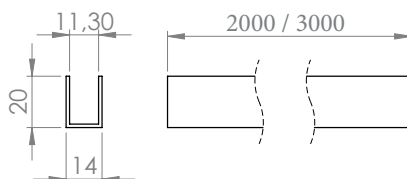
PF0005.BM
3000 mm



Carril superior simples
Simple upper track
Carril superior sencillo

Alumínio preto mate
Aluminium black mate
Aluminio negro mate

Novo



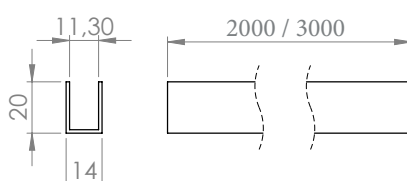

PF0006.B | **PF0007.B**
2000 mm | 3000 mm

Perfil em U para vidro
Glass profile in U
Perfil en U para cristal

Alumínio brilho
Aluminium brightness
Aluminio brillo

Espessura do vidro
Glass thickness
Espesura del cristal
6 a 10 mm

Novo



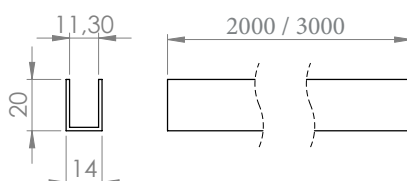

PF0006.M | **PF0007.M**
2000 mm | 3000 mm

Perfil em U para vidro
Glass profile in U
Perfil en U para cristal

Alumínio anodizado mate
Aluminium mate
Aluminio mate

Espessura do vidro
Glass thickness
Espesura del cristal
6 a 10 mm

Novo




PF0006.AC | **PF0007.AC**
2000 mm | 3000 mm

Perfil em U para vidro
Glass profile in U
Perfil en U para cristal

Alumínio acabamento inox
Aluminium stainless finish
Aluminio con acabado en inoxidable

Espessura do vidro
Glass thickness
Espesura del cristal
6 a 10 mm



Suporte para parede-magnético 2m/3m
2m/3m magnetic-wall support
Soporte de pared-magnético 2m/3m

Complementos:
VD0006 | Vedante magnético para vidro 2m
VD0006B | Vedante magnético para vidro 2,5m

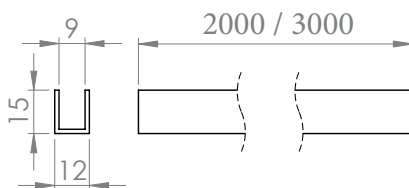
Perfil com preenchimento para vidro de 6/8mm

Profile with filling for 6/8mm glass
Perfil con relleno para cristal de 6/8mm

Complementos:
VD0011 | Vedante para perfis 2m



Novo



PF0008.B

2000 mm

PF0009.B

3000 mm

Perfil em U para vidro

Glass profile in U
Perfil en U para cristal

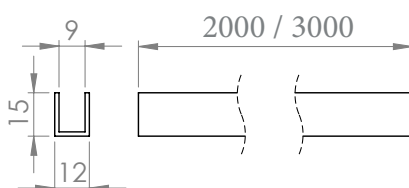
Alumínio brilho

Aluminium *brightness*
Aluminio *brillo*

Espessura do vidro

Glass thickness
Espesura del cristal
6 a 8 mm

Novo



PF0008.M

2000 mm

PF0009.M

3000 mm

Perfil em U para vidro

Glass profile in U
Perfil en U para cristal

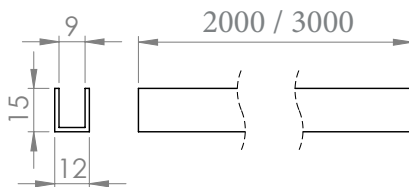
Alumínio anodizado mate

Aluminium *mate*
Aluminio *mate*

Espessura do vidro

Glass thickness
Espesura del cristal
6 a 8 mm

Novo



PF0008.AC

2000 mm

PF0009.AC

3000 mm

Perfil em U para vidro


Glass profile in U
Perfil en U para cristal

Alumínio acabamento inox

Aluminium *stainless finish*
Aluminio *con acabado en inoxidable*

Espessura do vidro

Glass thickness
Espesura del cristal
6 a 8 mm



Perfil tampa para perfil com fixo

Perfil tampa 2m/3m para perfil com fixo

Profile cover 2m/3m for profile with fixed
Perfil de cubierta 2m/3m para perfil fijo

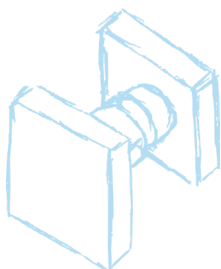
Complementos:

PF0001/2 | Brilho, anodizado mate, aço inox, preto mate-

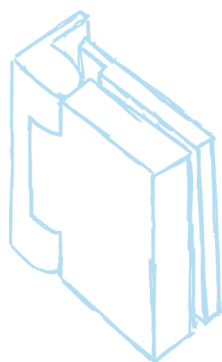
Carril superior com suporte para vidro fixo com 2m ou 3m
KIT0002 | Polido, satinado, preto mate- Sistema de portas de correr redondo 60kg

KIT0003 | Polido, satinado, preto mate- Sistema de portas de correr quadrado 60kg

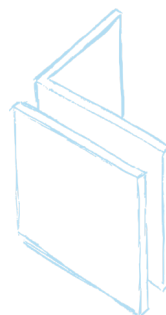
KIT0005 | Polido, satinado, preto mate- Sistema de portas de correr 80kg



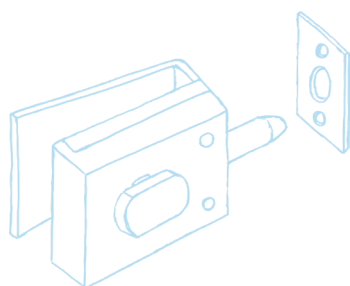
Puxadores



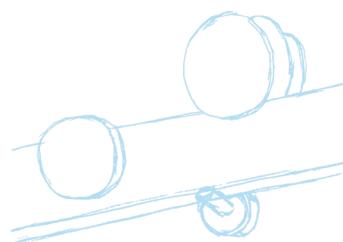
Dobradiças



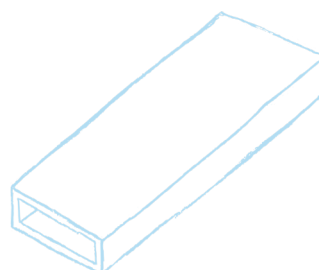
Suportes



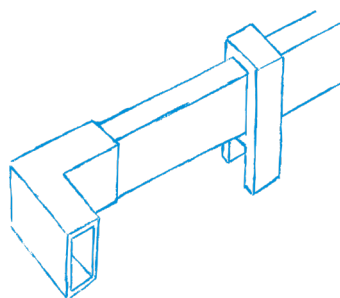
Fechos para vidro




Sistemas de portas de correr



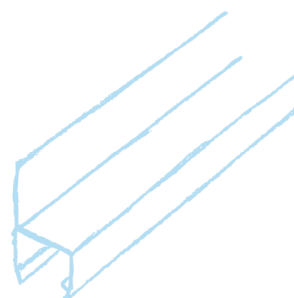
Tubos e Perfis



Sistemas modulares e estabilizadores



Toalheiros para vidro



Vedantes



Sistema modular para suporte aéreo de painéis de vidro | Polido

Aerial modular system for glass panels support | Polished

Sistema modular para suporte aéreo de painéis de vidro | Polido

TU0002- Tubo retangular 2m

Rectangular tube 2m | Tubo rectangular 2m

DB0002- Dobradiça vidro-vidro

Hinge for glass-glass | Bisagra cristal-cristal

SP0015- Conector 90° para tubo

90° tube connector | Conector 90° tubo

SP0017- Conector tubo-parede

Wall-tube connector | Conector tubo-pared

SV0016- Junção tubo-vidro

Glass-tube junction | Unión de tubo-cristal

PX0005- Puxador para porta de vidro

Knob for glass door | Pomo para puerta de cristal



2x TU0002.P



2x DB0002



1x SP0015.P



2x SP0017.P



2x SV0016.P



1x PX0005

Complementos:

H10093- Toalheiro para vidro com dois suportes de fixação

Towel-rack for glass with two fixation supports | Toallero para cristal con dos soportes de fijación

PX0016- Cabides para vidro com suporte de fixação

Glass hooks with fixation support |

Perchas para el cristal con soporte de fijación



+




1x H10093 + 2x SP0026



+



2x PX0016 + 2x SP0026



Sistema modular para suporte aéreo de painéis de vidro | Polido

Aerial modular system for glass panels support | Polished

Sistema modular para suporte aéreo de painéis de cristal | Pulido

TU0001- Tubo redondo 3m

Round tube 3m | Tubo redondo 3m

DB0019- Dobradiça parede-vidro

Hinge for wall-glass | Bisagra pared-cristal

SP0013- Suporte parede-vidro

Wall-glass clip | Soporte pared-cristal

SV0004- Suporte parede-tubo

Support tube-wall | Soporte pared-tubo

SV0006- Junção tubo-vidro

Glass-tube junction | Unión de tubo-cristal

SV0009- Rótula conetora para tubo

Adjustable connector | Rótula de articulación

PX0001- Puxador para porta de vidro

Knob for glass door | Pomo para puerta de cristal

VD0012- Vedante de colar para vidro

Glue seal for glass | Sello de pegamento

VD0004- Vedante para vidro

Seal for glass | Sello para cristal




1x TU0001



2x DB0019



2x SP0013



2x SV0004



3x SV0006




2x SV0009




1x PX0001



2x VD0012



1x VD0004



Sistema modular para suporte aéreo de painéis de vidro | **Satinado**

Aerial modular system for glass panels support | **Satin**

Sistema modular para suporte aéreo de painéis de vidro | **Satinado**

TU0002- Tubo retangular 2m

Rectangular tube 2m | Tubo rectangular 2m

DB0018- Dobradiça parede-vidro

Hinge for wall-glass | Bisagra pared-cristal

SP0015- Conector 90° para tubo

90° tube connector | Conector 90° tubo

SP0017- Conector tubo-parede

Wall-tube connector | Conector tubo-pared

SP0023- Suporte parede-vidro

Support wall-glass | Soporte pared-tubo

SV0016- Junção tubo-vidro

Glass-tube junction | Unión de tubo-cristal

PX0014.D- Asa dupla para vidro

Double pull handle | Manillone doble

VD0001- Vedante para vidro

Seal for glass | Sello para cristal

VD0007- Vedante magnético para vidro


Magnetic seal for glass | Sello magnético para cristal



1x TU0002.S



2x DB0018.S



1x SP0015.S




2x SP0017.S




2x SP0023.S




1x SV0016.S



1x PX0014.D.S



2x VD0001



1x VD0007



Estabilizador feito com peças de sistema modular para painel fixo | Polido

Stabilizer made with modular system parts for fixed panel | Polished
Estabilizador con piezas de sistema modular para panel fijo | Pulido

TU0001- Tubo redondo 3m

Round tube 3m | Tubo redondo 3m

DB0018- Dobradiça parede-vidro

Hinge for wall-glass | Bisagra pared-cristal

SP0011- Suporte parede-vidro

Support wall-glass | Soporte pared-tubo

SV0004- Suporte parede-tubo

Support tube-wall | Soporte pared-tubo

SV0005- Terminal junção tubo-vidro

Junction tube-glass | Unión terminal tubo-cristal

PX0005- Puxador para porta de vidro

Knob for glass door | Pomo para puerta de cristal

VD0012- Vedante de colar para vidro

Glue seal for glass | Sello de pegamento

VD0007- Vedante magnético para vidro

Magnetic seal for glass | Sello magnético para cristal




1x TU0001



2x DB0018



2x SP0011



1x SV0004




1x SV0005



1x PX0005



2x VD0012



1x VD0007



Estabilizador feito com peças de sistema modular para painel fixo | **Satinado**

Stabilizer made with modular system parts for fixed panel | **Satin**

Estabilizador con piezas de sistema modular para panel fijo | **Satinado**

TU0001- Tubo redondo 3m

Round tube 3m | Tubo redondo 3m

DB0018- Dobradiça parede-vidro
Hinge for wall-glass | Bisagra pared-cristal

SP0005- Suporte parede-vidro
Support wall-glass | Soporte pared-tubo

SV0004- Suporte parede-tubo
Support tube-wall | Soporte pared-tubo

SV0005- Terminal junção tubo-vidro
Junction tube-glass | Unión terminal tubo-cristal

PX0012- Puxador para porta de vidro
Knob for glass door | Pomo para puerta de cristal

VD0001- Vedante para vidro
Seal for glass | Sello para cristal

VD0007- Vedante magnético para vidro
Magnetic seal for glass | Sello magnético para cristal



1x TU0001.S



2x DB0018.S



2x SP0005



1x SV0004.S




1x SV0005.S



1x PX0012



2x VD0001



1x VD0007



Sistema modular para suporte aéreo de painéis de vidro | Polido

Aerial modular system for glass panels support | Polished

Sistema modular para suporte aéreo de painéis de vidro | Polido

TU0001- Tubo redondo 3m

Round tube 3m | Tubo redondo 3m

DB0003- Dobradiça parede-vidro

Hinge for wall-glass | Bisagra pared-cristal

SP0011- Suporte parede-vidro

Support wall-glass | Soporte pared-tubo

SV0004- Suporte parede-tubo

Support tube-wall | Soporte pared-tubo

SV0006- Junção tubo-vidro

Glass-tube junction | Unión de tubo-cristal

SV0007- Conector 90° para tubo

90° tube connector | Conector 90° tubo

PX0005- Puxador para porta de vidro

Knob for glass door | Pomo para puerta de cristal

VD0001- Vedante para vidro

Seal for glass | Sello para cristal

VD0007- Vedante magnético para vidro

Magnetic seal for glass | Sello magnético para cristal




1x TU0001



2x DB0003



2x SP0011



2x SV0004



1x SV0006




1x SV0007



1x PX0005



2x VD0001



1x VD0007



Estabilizador feito com peças de sistema modular para painel fixo | **Satinado**

Stabilizer made with modular system parts for fixed panel | **Satin**

Estabilizador con piezas de sistema modular para panel fijo | **Satinado**

TU0002- Tubo retangular 2m

Rectangular tube 2m | Tubo rectangular 2m

DB0021- Dobradiça parede-vidro

Hinge for wall-glass | Bisagra pared-cristal

SP0005- Suporte parede-vidro

Support wall-glass | Soporte pared-tubo

SP0017- Conetor tubo-parede

Wall-tube connector | Conector tubo-pared

SV0015- Terminal junção tubo-vidro

Junction tube-glass | Unión terminal tubo-cristal

PX0014.D- Asa dupla para vidro

Double pull handle | Manillone doble

VD0012- Vedante de colar para vidro

Glue seal for glass | Sello de pegamento

VD0007- Vedante magnético para vidro

Magnetic seal for glass | Sello magnético para cristal



1x TU0002.S



2x DB0021.S




2x SP0005



1x SP0017.S




1x SV0015.S



1x PX0014.D.S



2x VD0012



1x VD0007



Vidro fixo com estabilizador | Preto mate

Fixed glass with estabilizador | Black mate
Cristal fijo con estabilizador | Negro mate

SP0011- Suporte parede-vidro

Support wall-glass | Soporte pared-tubo

SV0013- Estabilizador de tubo

Shower rod | Estabilizador de tubo



2x SP0011



1x SV0013

Complementos:

H10094- Toalheiro para vidro com dois suportes de fixação


Towel-rack for glass with two fixation supports | Toallero para cristal con dos soportes de fijación




1x H10094 + 2x SP0026

PX0016- Cabides para vidro com suporte de fixação

Glass hooks with fixation support | Perchas para el cristal con soporte de fijación



2x PX0016 + 2x SP0026



Vidro fixo com estabilizador | Polido

Fixed glass with estabilizador | Polished
Cristal fijo con estabilizador | Pulido

DB0030- Dobradiça parede-vidro

Hinge for wall-glass | Bisagra pared-cristal

SP0012- Suporte parede-vidro

Support wall-glass | Soporte pared-tubo

SV0011- Estabilizador ajustável

Adjustable shower rod | Estabilizador ajustable

PX0014.D- Asa dupla para vidro

Double pull handle | Manillone doble

AD0002- Sistema de drenagem

Drainage system | Sistema de drenaje

VD0001- Vedante para vidro

Seal for glass | Sello para cristal

VD0007- Vedante magnético para vidro

Magnetic seal for glass | Sello magnético para cristal




2x DB0030.P



2x SP0012



1x SV0011



1x PX0014.D.P



1x AD0002.P



2x VD0001



1x VD0007

Sistemas modulares e estabilizadores

Modular systems and stabilizers | Sistemas modulares e estabilizadores

Vidro fixo com estabilizador | Polido

Fixed glass with estabilizador | Polished
Cristal fijo con estabilizador | Pulido



2x DB0020



4x SP0013




1x SV0011



1x PX0001



1x VD0004



1x VD0007

DB0020- Dobradiça vidro-vidro

Hinge for glass-glass | Bisagra cristal-cristal

SP0013- Suporte parede-vidro

Support wall-glass | Soporte pared-tubo

SV0011- Estabilizador ajustável

Adjustable shower rod | Estabilizador ajustable

PX0001- Puxador para porta de vidro

Knob for glass door | Pomo para puerta de cristal

VD0004- Vedante para vidro

Seal for glass | Sello para cristal

VD0007- Vedante magnético para vidro

Magnetic seal for glass | Sello magnético para cristal



Cabide de duche em folde

Cabine fechada



4x DB0019 | 4x DB0020 | 2x PX0001

Cabine semi-aberta

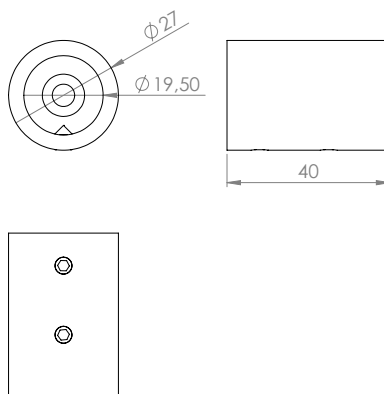


4x DB0019 | 4x DB0020 | 2x PX0001

Cabine aberta



4x DB0019 | 4x DB0020 | 2x PX0001



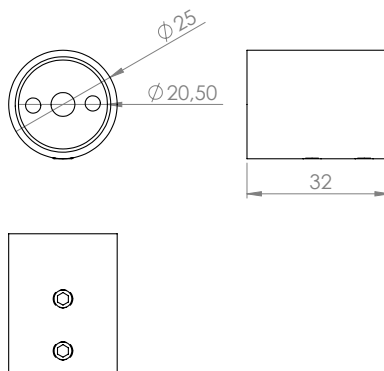
SV0004

Ø27x40 mm

Suporte parede-tubo
Support wall-tube
Soporte pared-tubo

Latão cromado
Brass chrome plated
Latón cromado

Diâmetro do tubo
Tube diameter
Diámetro del tubo
Ø19 mm



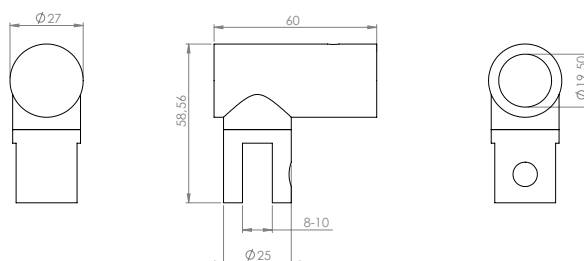
SV0004.S

Ø25x32 mm

Suporte parede-tubo
Support wall-tube
Soporte pared-tubo

Aço inox satinado EN 1.4301
Stainless steel satin AISI 304
Acero inox satinado

Diâmetro do tubo
Tube diameter
Diámetro del tubo
Ø19 mm



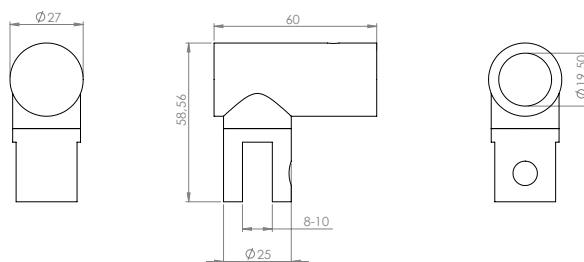
SV0005

Ø27x60 mm

Terminal junção tubo-vidro
Junction terminal glass-tube
Unión terminal de tubo-cristal

Latão cromado
Brass chrome plated
Latón cromado

Diâmetro do tubo
Tube diameter
Diámetro del tubo
Ø19 mm



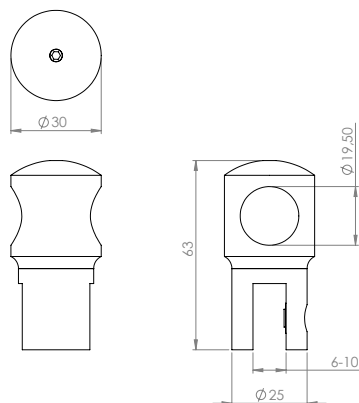
SV0005.S

Ø27x60 mm

Terminal junção tubo-vidro
Junction terminal glass-tube
Unión terminal de tubo-cristal

Latão níquel satinado
Brass satin nickel
Latón níquel satinado

Diâmetro do tubo
Tube diameter
Diámetro del tubo
Ø19 mm



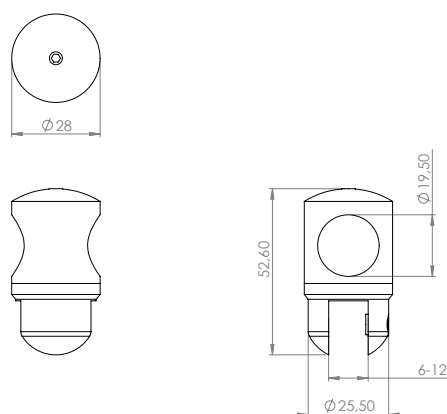
SV0006

Ø30x63 mm

Junção tubo-vidro
Glass-tube junction
Unión de tubo-cristal

Latão cromado
Brass *chrome plated*
Latón *cromado*

Diâmetro do tubo
Tube diameter
Diámetro del tubo
Ø19 mm



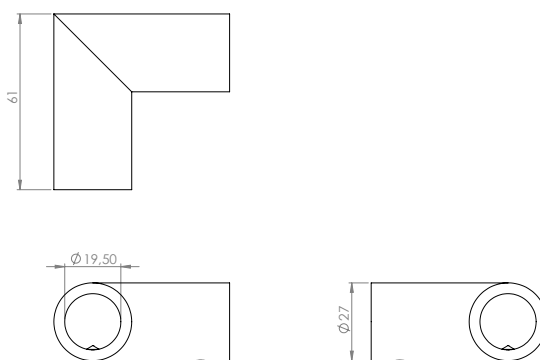
SV0006.S

Ø28x52 mm

Junção tubo-vidro
Glass-tube junction
Unión de tubo-cristal

Aço inox satinado EN 1.4301
Stainless steel *satin* AISI 304
Acero inox *satinado*

Diâmetro do tubo
Tube diameter
Diámetro del tubo
Ø19 mm



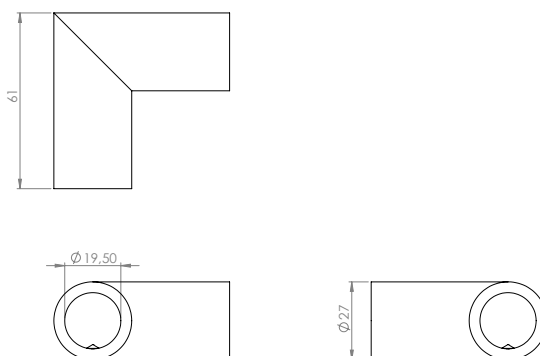
SV0007

Ø27x61 mm

Conetor 90° para tubo
90° Tube connector
Conector 90° para tubo

Latão cromado
Brass *chrome plated*
Latón *cromado*

Diâmetro do tubo
Tube diameter
Diámetro del tubo
Ø19 mm



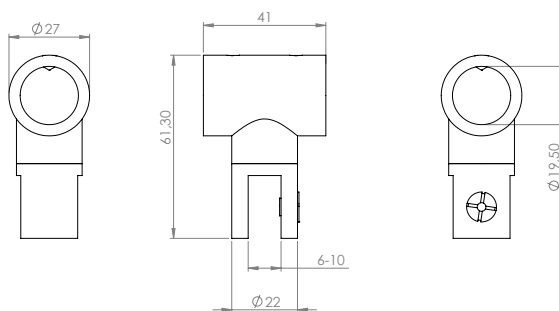
SV0007.S

Ø27x61 mm

Conetor 90° para tubo
90° Tube connector
Conector 90° para tubo

Latão níquel satinado
Brass *satin nickel*
Latón *níquel satinado*

Diâmetro do tubo
Tube diameter
Diámetro del tubo
Ø19 mm



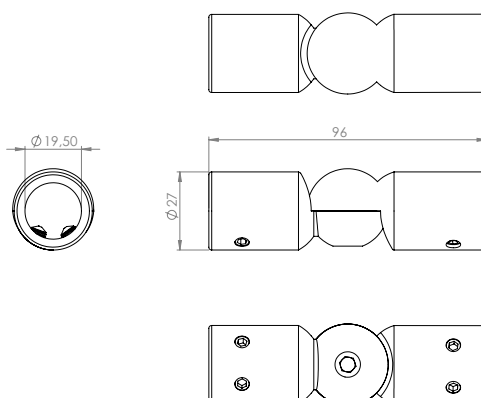
SV0008

Ø27x61 mm

Junção tubo-vidro
Glass-tube junction
Unión de tubo-cristal

Latão cromado
Brass chrome plated
Latón cromado

Diâmetro do tubo
Tube diameter
Diámetro del tubo
Ø19 mm



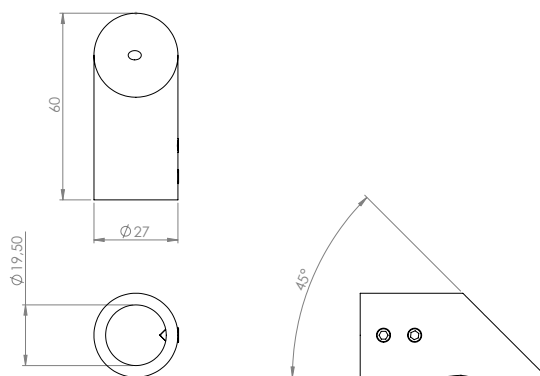
SV0009

Ø27x96 mm

Rótula conectora para tubo
Adjustable corner connector
Rótula de articulación para tubo

Latão cromado
Brass chrome plated
Latón cromado

Diâmetro do tubo
Tube diameter
Diámetro del tubo
Ø19 mm



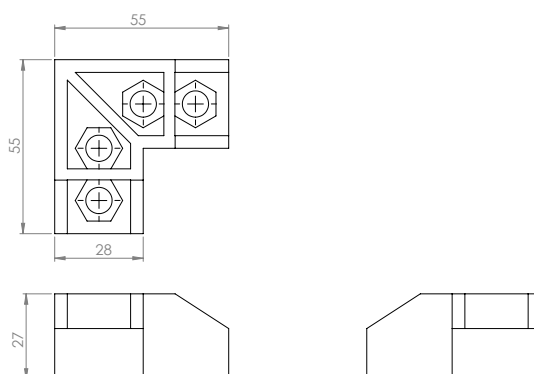
SV0012

Ø27x60 mm

Suporte parede-tubo 45°
Support wall-tube 45°
Soporte pared-tubo 45°

Latão cromado
Brass chrome plated
Latón cromado

Diâmetro do tubo
Tube diameter
Diámetro del tubo
Ø19 mm



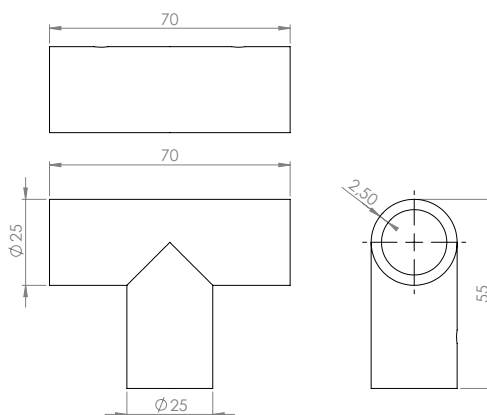

SV0017

27x55 mm

Conetor 90° para perfil de alumínio
90° connector for aluminium profile
Conector 90° para perfil de aluminio

PVC branco
PVC white
PVC blanco

Novo



SV0022.P

55x70 mm

Conetor em T para tubo

T tube connector
Conector en T para tubo

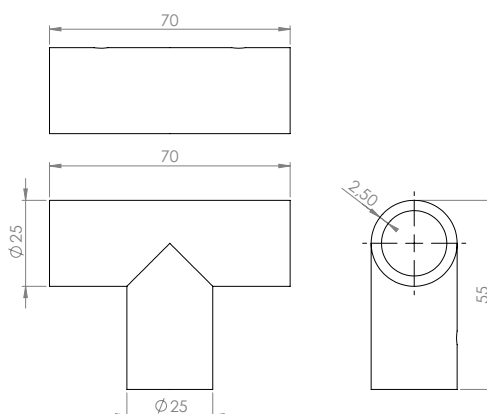
Aço inox polido
Stainless steel polished
Acero inox pulido

EN 1.4301
AISI 304

Diâmetro do tubo

Tube diameter
Diámetro del tubo
Ø19 mm

Novo



SV0022.S

55x70 mm

Conetor em T para tubo

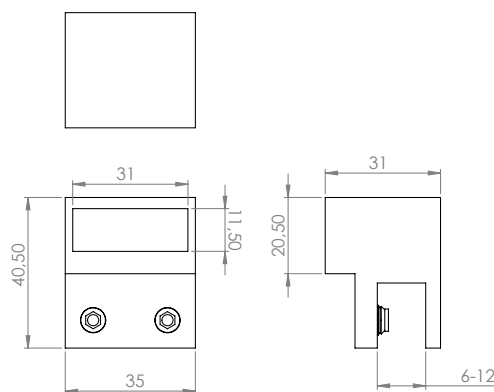
T tube connector
Conector en T para tubo

Aço inox satinado
Stainless steel satin
Acero inox satinado

EN 1.4301
AISI 304

Diâmetro do tubo

Tube diameter
Diámetro del tubo
Ø19 mm



SV0015.P

40x31 mm

Terminal da junção tubo-vidro

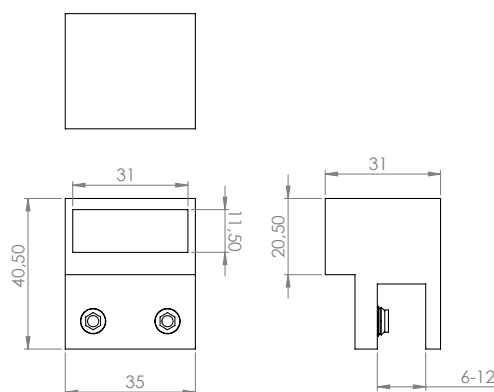
Junction terminal glass-tube
Unión terminal tubo-cristal

Aço inox polido
Stainless steel polished
Acero inox pulido

EN 1.4301
AISI 304

Espessura do vidro

Glass thickness
Espesura del cristal
6 a 12 mm



SV0015.S

40x31 mm

Terminal da junção tubo-vidro

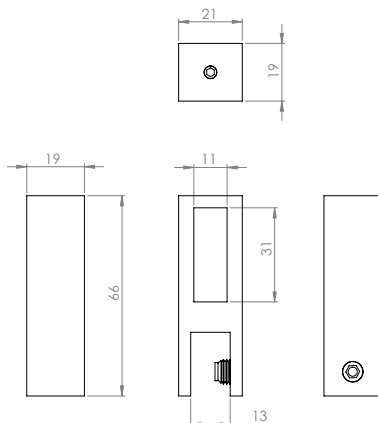
Junction terminal glass-tube
Unión terminal tubo-cristal

Aço inox satinado
Stainless steel satin
Acero inox satinado

EN 1.4301
AISI 304

Espessura do vidro

Glass thickness
Espesura del cristal
6 a 12 mm



SV0016.P

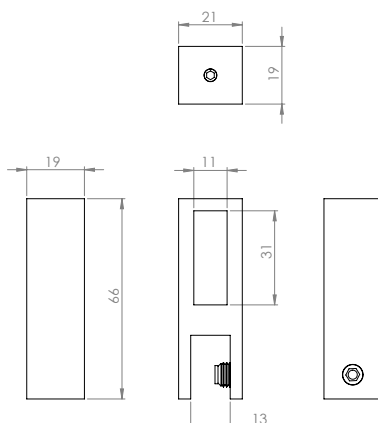

66x19 mm

Junção tubo-vidro
Glass-tube junction
Unión de tubo-cristal

Aço inox polido
Stainless steel polished
Acero inox pulido

EN 1.4301
AISI 304

Espessura do vidro
Glass thickness
Espesura del cristal
6 a 12 mm



SV0016.S

66x19 mm

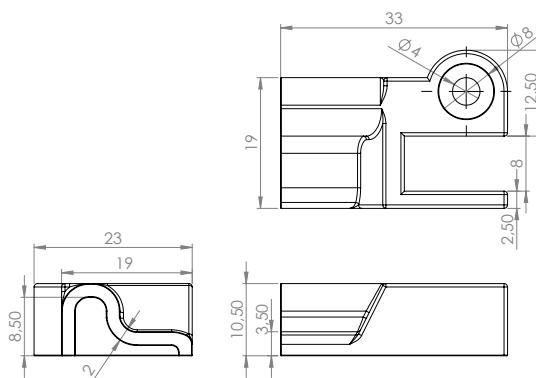
Junção tubo-vidro
Glass-tube junction
Unión de tubo-cristal

Aço inox satinado
Stainless steel satin
Acero inox satinado

EN 1.4301
AISI 304

Espessura do vidro
Glass thickness
Espesura del cristal
6 a 12 mm

Novo



SV0020

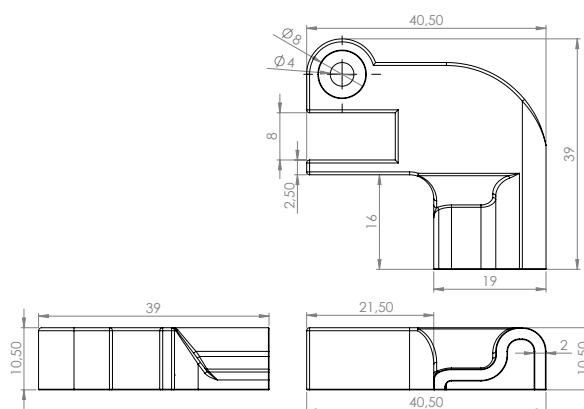
10x33 mm

Conetor 180° para VD0014
180° connector for VD0014
Conector 180° para VD0014

ABS cromado
ABS chrome plated
ABS cromado

Espessura do vidro
Glass thickness
Espesura del cristal
6 a 12 mm

Novo



SV0021

10x40 mm

Conetor 90° para VD0014
90° connector for VD0014
Conector 90° para VD0014

ABS cromado
ABS chrome plated
ABS cromado

Espessura do vidro
Glass thickness
Espesura del cristal
6 a 12 mm

SV0010

610/1000 mm

Estabilizador ajustável

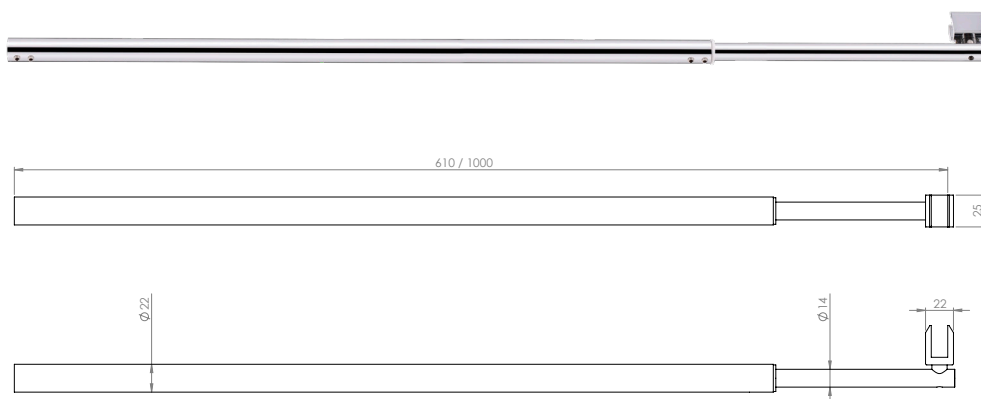
Adjustable shower rod
Estabilizador ajustable

Latão cromado

Brass chrome plated
Latón cromado

Espessura do vidro

Glass thickness
Espesura del cristal
Ø22 mm | Ø14 mm



SV0019

610/1000 mm

Estabilizador ajustável

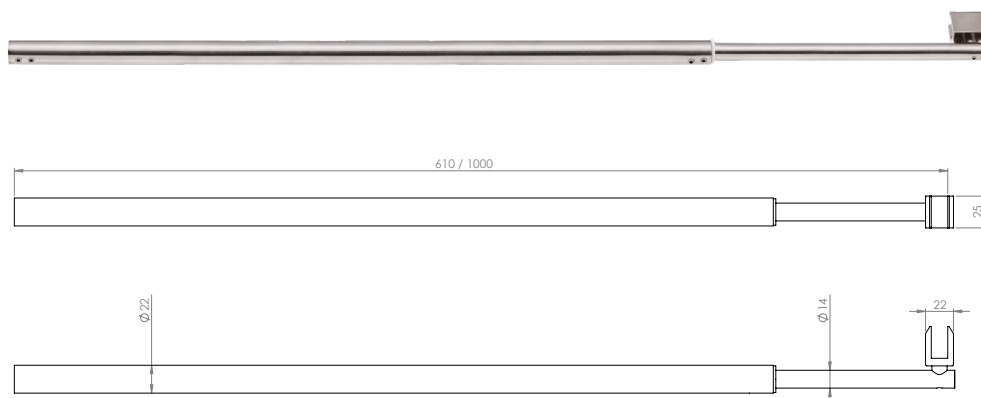
Adjustable shower rod
Estabilizador ajustable

Latão níquel satinado

Brass satin nickel
Latón níquel satinado

Espessura do vidro

Glass thickness
Espesura del cristal
Ø22 mm | Ø14 mm



SV0011

300/450 mm

Estabilizador ajustável

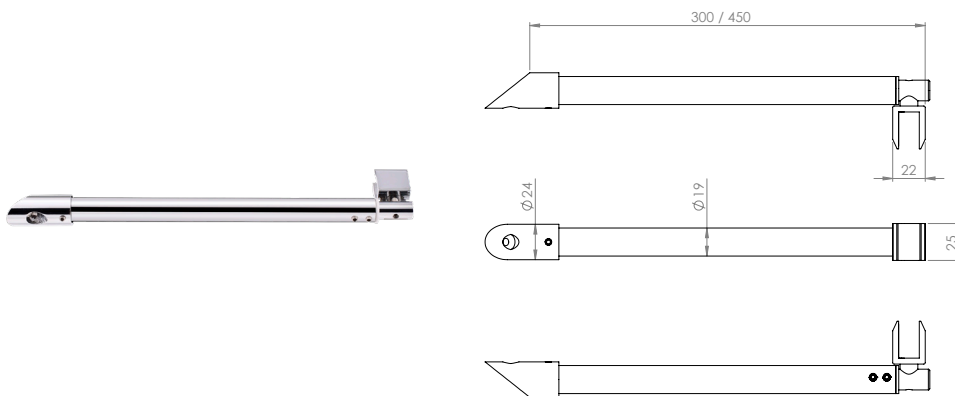
Adjustable shower rod
Estabilizador ajustable

Latão cromado

Brass chrome plated
Latón cromado

Espessura do vidro

Glass thickness
Espesura del cristal
Ø19 mm | Ø14 mm



SV0018

300/450 mm

Estabilizador ajustável

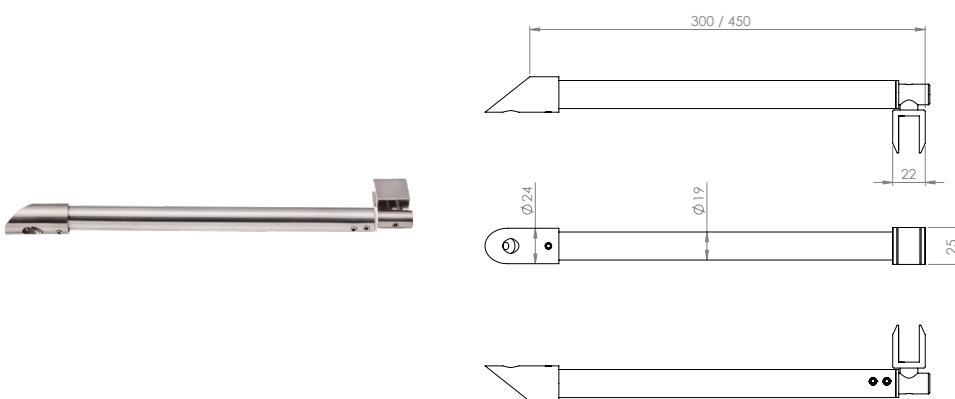
Adjustable shower rod
Estabilizador ajustable

Latão níquel satinado

Brass satin nickel
Latón níquel satinado

Diâmetro do tubo

Tube diameter
Diámetro del tubo
Ø19 mm | Ø14 mm





SV0013

1000 mm

Estabilizador de tubo

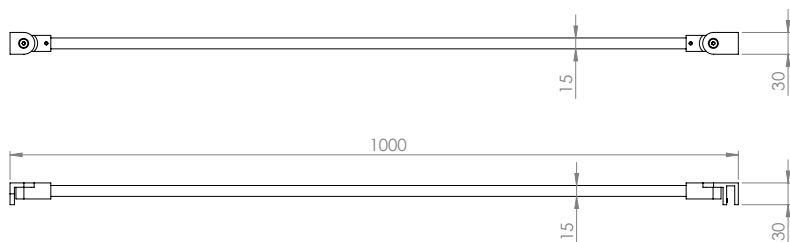
Shower rod
Estabilizador de tubo

Latão cromado

Brass chrome plated
Latón cromado

Tamanho do tubo

Tube size
Tamaño del tubo
15x15 mm



SV0014

1000 mm

Estabilizador de tubo

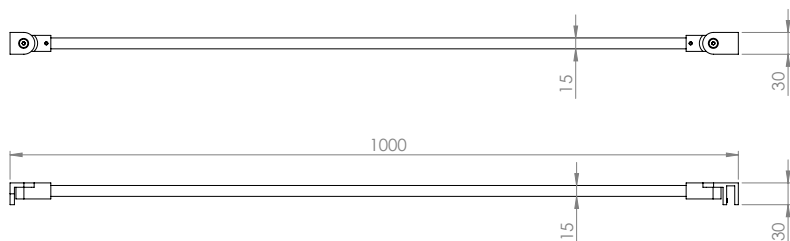
Shower rod
Estabilizador de tubo

Latão níquel satinado

Brass satin nickel
Latón níquel satinado

Tamanho do tubo

Tube size
Tamaño del tubo
15x15 mm



Estabilizador modelar

Referência para montar estabilizador

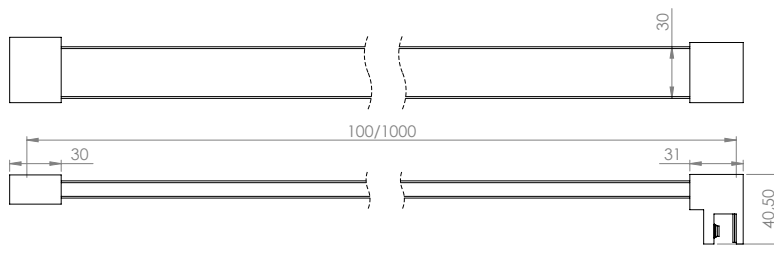
References for mounting stabilizers
Referencias para el montaje del estabilizador

Polido | Polished | Pulido

TU0002.P | Tubo retangular 2m
TU0003.P | Tubo retangular 3m
SV0015.P | Terminal tubo-vidro
SP0017.P | Conector tubo-parede

Satinado | Satin | Satinado

TU0002.S | Tubo retangular 2m
TU0003.S | Tubo retangular 3m
SV0015.S | Terminal tubo-vidro
SP0017.S | Conector tubo-parede



Estabilizador modelar

Referência para montar estabilizador

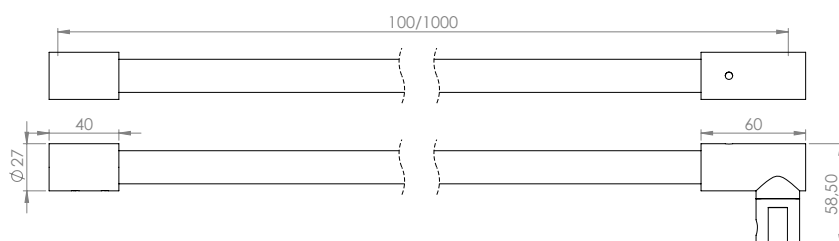
References for mounting stabilizers
Referencias para el montaje del estabilizador

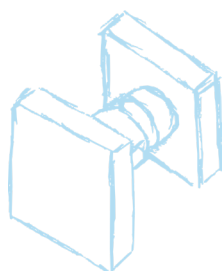
Polido | Polished | Pulido

TU0001 | Tubo redondo 3m
SV0004 | Terminal parede-tudo
SV0005 | Conector tubo-vidro

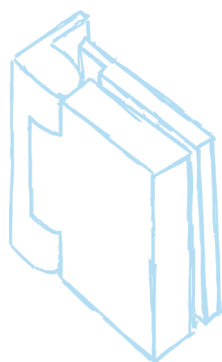
Satinado | Satin | Satinado

TU0001.S | Tubo redondo 3m
SV0004.S | Terminal tubo-vidro
SV0005.S | Conector tubo-parede

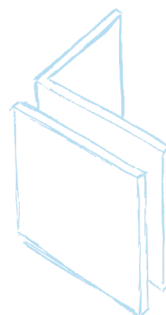




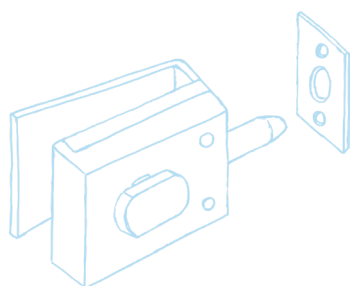
Puxadores



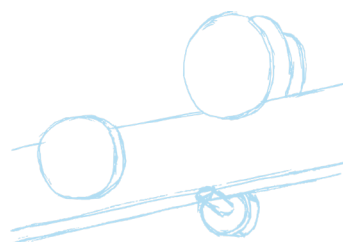
Dobradiças



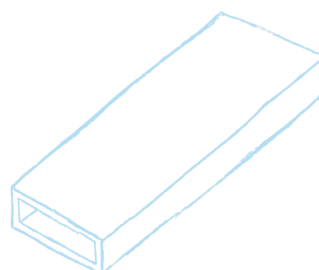
Suportes



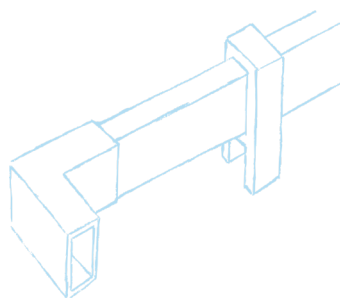
Fechos para vidro



Sistemas de portas de correr



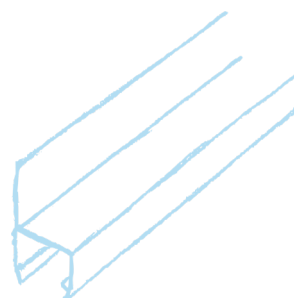
Tubos e Perfis



Sistemas modulares e estabilizadores



Toalheiros para vidro



Vedantes

Toalheiro com puxador

Toalheiro para vidro com um puxador e um suporte de fixação

Towel-rack for glass with a knob and a fixation support
Toallero para cristal con un pomo y un soporte de fijación

No acabamento | In finish | En acabado:

Polido | Polished | Pulido


Preto mate | Black mate | Negro mate



1x H10017 | H10018
(425 mm | 600 mm)

1x PX0013

1x SP0024



Toalheiro sem puxador

Toalheiro para vidro com dois suportes de fixação

Towel-rack for glass with two fixation supports
Toallero para cristal con dos soportes de fijación

No acabamento | In finish | En acabado:

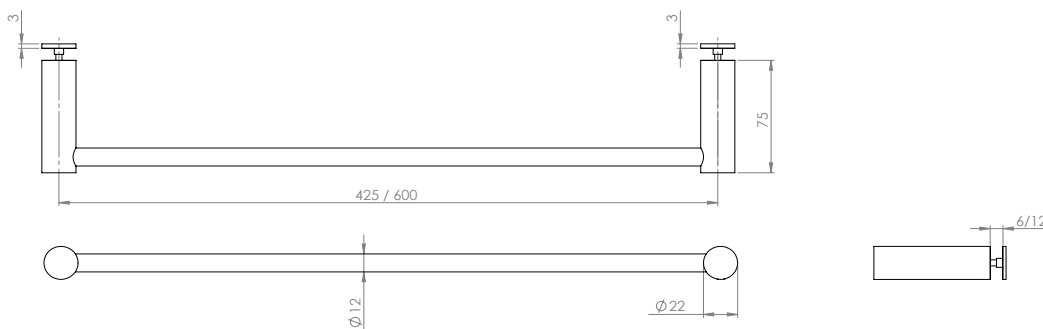
Polido | Polished | Pulido

Preto mate | Black mate | Negro mate



1x H10017 | H10018
(425 mm | 600 mm)

2x SP0024



Toalheiro com puxador

Toalheiro para vidro com um puxador e um suporte de fixação


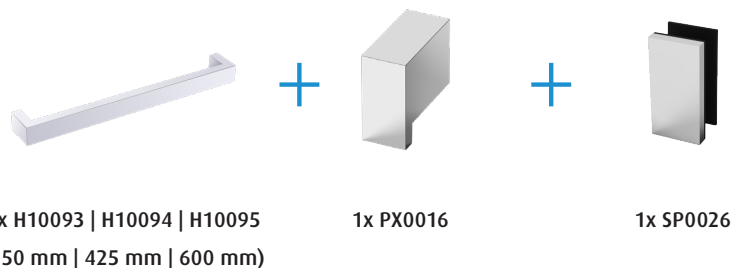
Towel-rack for glass with a knob and a fixation support
Toallero para cristal con un pomo y un soporte de fijación

Nos acabamentos | In finishes | En acabados:

Polido | Polished | Pulido

Satinado | Satin | Satinado

Preto mate | Black mate | Negro mate



Toalheiro sem puxador

Toalheiro para vidro com dois suportes de fixação


Towel-rack for glass with two fixation supports
Toallero para cristal con dos soportes de fijación

Nos acabamentos | In finishes | En acabados:

Polido | Polished | Pulido

Satinado | Satin | Satinado

Preto mate | Black mate | Negro mate



Toalheiros para vidro

Towel-rack for glass | Toalleros para cristal



Cabide para vidro

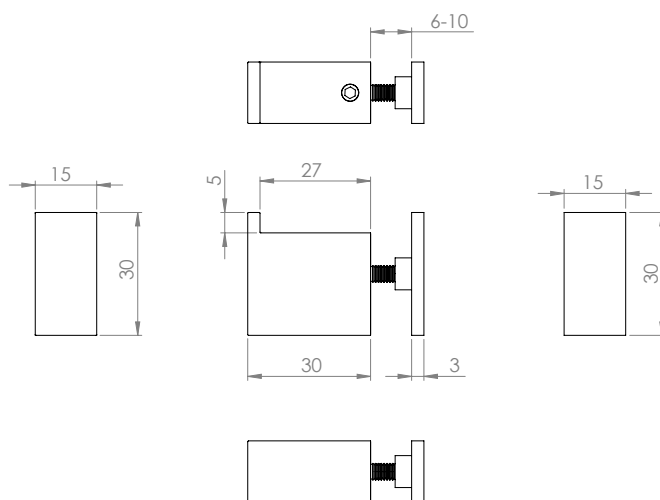
Glass hook
Percha para el cristal

Nos acabamentos | In finishes | En acabados:

Polido | Polished | Pulido

Satinado | Satin | Satinado

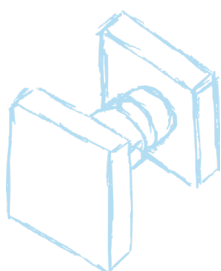
Preto mate | Black mate | Negro mate



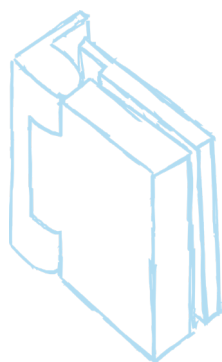
1x PX0016



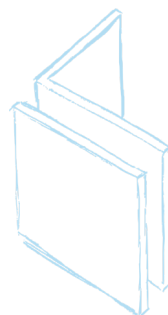
1x SP0026



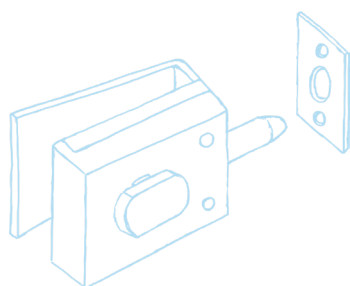
Puxadores



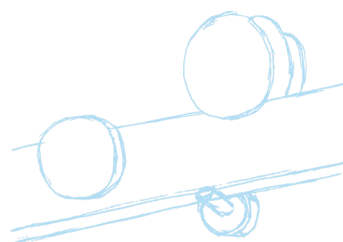
Dobradiças



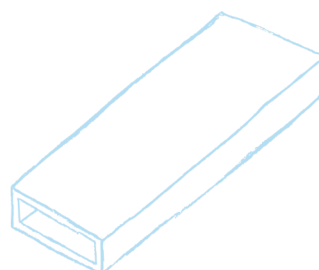
Suportes



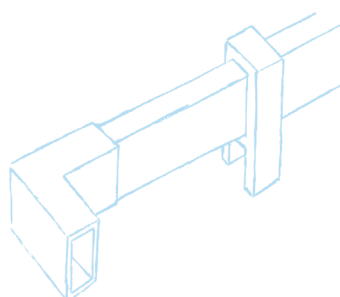
Fechos para vidro




Sistemas de portas de correr



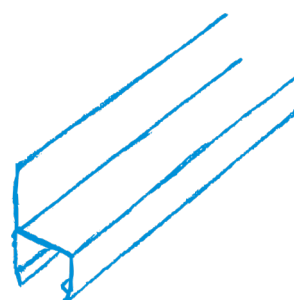
Tubos e Perfis



Sistemas modulares e estabilizadores



Toalheiros para vidro



Vedantes

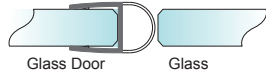
Vedantes para vidro

Seals for glass | Sellos para cristal


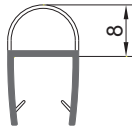
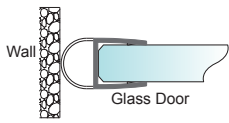


VD0001
2000 mm

Vedante para vidro | PVC
Seal for glass | PVC
Sello para cristal | PVC



Espessura do vidro
Glass thickness
Espesura del cristal
8 a 10 mm

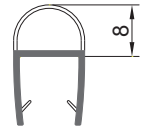
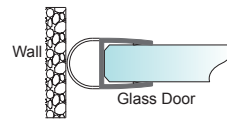


VD0001A
2000 mm

Vedante para vidro | PVC
Seal for glass | PVC
Sello para cristal | PVC

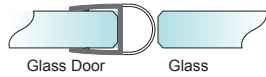


Espessura do vidro
Glass thickness
Espesura del cristal
6 a 8 mm


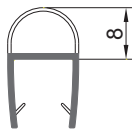
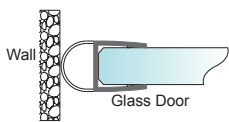


VD0001B
2500 mm

Vedante para vidro | PVC
Seal for glass | PVC
Sello para cristal | PVC

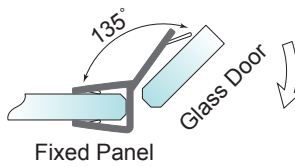


Espessura do vidro
Glass thickness
Espesura del cristal
8 a 10 mm


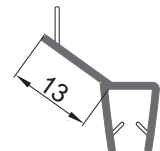


VD0002
2000 mm

Vedante para vidro | PVC
Seal for glass | PVC
Sello para cristal | PVC

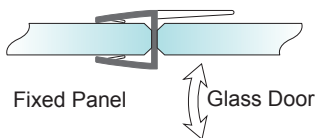


Espessura do vidro
Glass thickness
Espesura del cristal
8 a 10 mm


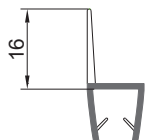


VD0003
2000 mm

Vedante para vidro | PVC
Seal for glass | PVC
Sello para cristal | PVC

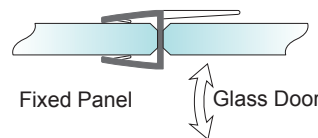


Espessura do vidro
Glass thickness
Espesura del cristal
8 a 10 mm

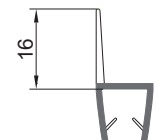


VD0003A
2000 mm

Vedante para vidro | PVC
Seal for glass | PVC
Sello para cristal | PVC




Espessura do vidro
Glass thickness
Espesura del cristal
6 a 8 mm



Vedantes para vidro

Seals for glass | Sellos para cristal


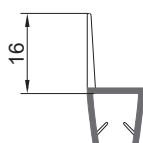
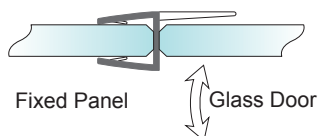


VD0003B

2500 mm

Vedante para vidro | PVC
Seal for glass | PVC
Sello para cristal | PVC

Espessura do vidro
Glass thickness
Espesura del cristal
8 a 10 mm

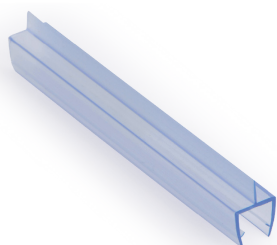
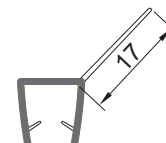
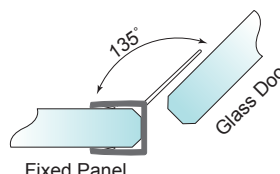


VD0004

2000 mm

Vedante para vidro | PVC
Seal for glass | PVC
Sello para cristal | PVC

Espessura do vidro
Glass thickness
Espesura del cristal
8 a 10 mm


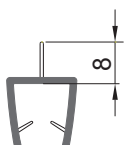
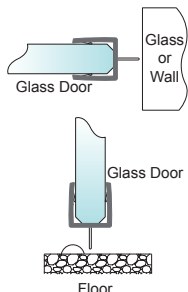


VD0005

2000 mm

Vedante para vidro | PVC
Seal for glass | PVC
Sello para cristal | PVC

Espessura do vidro
Glass thickness
Espesura del cristal
8 a 10 mm


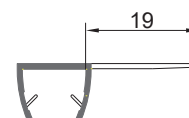
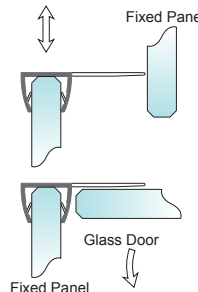


VD0008

2000 mm

Vedante para vidro | PVC
Seal for glass | PVC
Sello para cristal | PVC

Espessura do vidro
Glass thickness
Espesura del cristal
8 a 10 mm


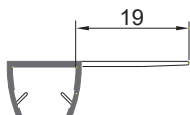
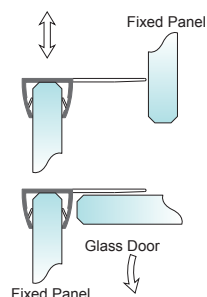


VD0008B

2500 mm

Vedante para vidro | PVC
Seal for glass | PVC
Sello para cristal | PVC

Espessura do vidro
Glass thickness
Espesura del cristal
8 a 10 mm

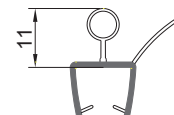
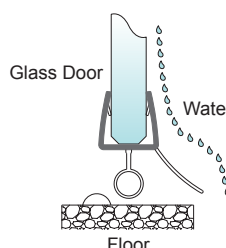


VD0009

2000 mm

Vedante para vidro | PVC
Seal for glass | PVC
Sello para cristal | PVC

Espessura do vidro
Glass thickness
Espesura del cristal
8 a 10 mm



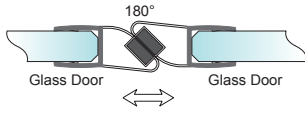
Vedantes para vidro

Seals for glass | Sellos para cristal

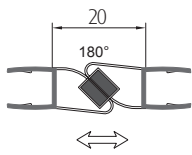


VD0006
2000 mm

Vedante magnético 180° para vidro | PVC
180° Magnetic seal for glass | PVC
Sello magnético 180° para cristal | PVC

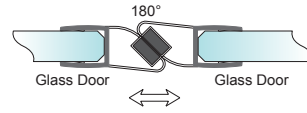


Espessura do vidro
Glass thickness
Espesura del cristal
8 a 10 mm

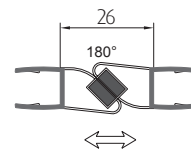


VD0006A
2000 mm

Vedante magnético 180° para vidro | PVC
180° Magnetic seal for glass | PVC
Sello magnético 180° para cristal | PVC

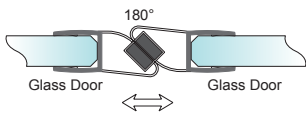


Espessura do vidro
Glass thickness
Espesura del cristal
6 a 8 mm

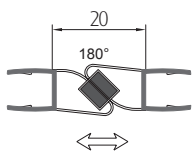


VD0006B
2500 mm

Vedante magnético 180° para vidro | PVC
180° Magnetic seal for glass | PVC
Sello magnético 180° para cristal | PVC

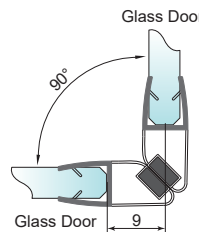


Espessura do vidro
Glass thickness
Espesura del cristal
8 a 10 mm



VD0007
2000 mm

Vedante magnético 90° para vidro | PVC
90° Magnetic seal for glass | PVC
Sello magnético 90° para cristal | PVC



Espessura do vidro
Glass thickness
Espesura del cristal
8 a 10 mm

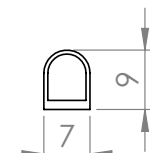
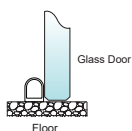
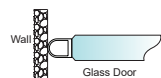


VD0012
2000 mm

Vedante de colar para vidro | PVC
Glue seal for glass | PVC
Sello de pegamento | PVC

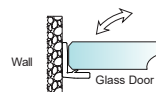


Espessura do vidro
Glass thickness
Espesura del cristal
8 a 12 mm

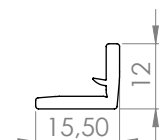
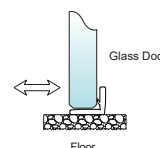


VD0013
2000 mm

Batente de colar | PVC
Glue stopper | PVC
Freno de pegamento | PVC




Espessura do vidro
Glass thickness
Espesura del cristal
8 a 12 mm



Vedantes para vidro

Seals for glass | Sellos para cristal



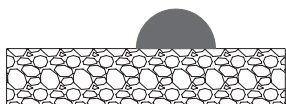
VD0010
2200 mm

Calha transparente para o chão | Acrílico
Transparent trough for floor | Acrylic
Canalón transparente para suelo | Acrílico



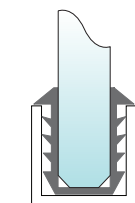
VD0011
2000 mm

Vedante para perfis | PVC
Seal for profile | PVC
Sello para perfiles | PVC



Floor

Altura
Height
Altura
6 mm



Installing with aluminum profiles or plastic profiles

Espessura do vidro
Glass thickness
Espesura del cristal
8 a 10 mm



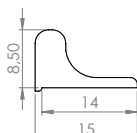
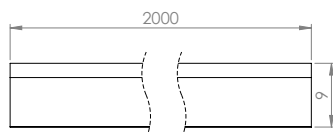
Novo




VD0014
2000 mm

Perfil brilho para vedação | Alumínio
Perfil brilho para sellar | Aluminium
Polish profile for sealing | Alumínio

Altura
Height
Altura
8,5 mm



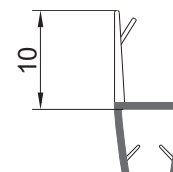
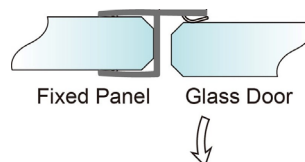
Novo



VD0015B
2500 mm

Vedante para vidro | PVC
Seal for glass | PVC
Sello para cristal | PVC

Espessura do vidro
Glass thickness
Espesura del cristal
8 a 10 mm



Apresentamos a lista de peças que poderemos fornecer no acabamento Preto mate* **

We present the list of pieces that we can provide in black matte finish. | Presentamos la lista de piezas que podemos suministrar con acabado negro mate

*Prazo de entrega sob consulta | Delivery time upon request | Plazo de entrega a confirmar

** Preço sob consulta | Price upon request | Precio bajo consulta

Puxadores para vidro Preto mate

Knobs for glass | Pomos para cristal

- PX0001
- PX0002
- PX0005
- PX0006
- PX0007
- PX0011
- PX0013
- PX0013.PR
- PX0014
- PX0014.D
- PX0015
- PX0016
- PX0016.PR
- PX0017
- PX0019

Dobradiças para vidro Preto mate

Hinges for glass | Bisagras para cristal

- DB0030
- DB0031

Suportes para vidro Preto mate

Supports | Soportes para cristal

- SV0001
- SP0001
- SP0002
- SP0003
- SP0009
- SP0010
- SP0011
- SP0012
- SP0013
- SP0014
- SP0015
- SP0016
- SP0017
- SP0018
- SP0019
- SP0020
- SP0021
- SP0022
- SP0023
- SP0024
- SP0025
- SP0026
- SP0027
- SP0032
- SP0033
- SP0034
- SP0035

Sistemas de portas de correr Preto mate

Sliding doors systems | Sistemas para puertas correderas

- KIT0001
- KIT0002
- KIT0003
- KIT0005

Sistemas modulares e estabilizadores Preto mate

Modular systems and stabilizers | Sistemas modulares e estabilizadores

- SV0004
- SV0005
- SV0006
- SV0007
- SV0008
- SV0009
- SV0010
- SV0011
- SV0012
- SV0013
- SV0015
- SV0016
- SV0022

Tubos e perfis Preto mate

Tubes and profiles | Tubos y perfiles

- TU0001
- TU0002
- TU0003
- PF0001
- PF0002
- PF0004
- PF0005
- PF0006
- PF0007
- PF0008
- PF0009

Toalheiros para vidro Preto mate

Towel-rack for glass | Toalleros para cristal

- H10017
- H10018
- H10094
- H10095
- PX0016 (Cabide | hook | percha)

Vedantes para vidro Preto mate

Seals for glass | Sellos para cristal

- VD0014

Os termos abaixo indicados aplicam-se a todos os orçamentos, encomendas e faturas efetuados pela nossa empresa - Aquaglass -, correspondendo assim a uma aceitação por parte do comprador destas condições gerais de venda.

1 - Preços e fornecimentos

- As mercadorias apresentadas na "Tabela de Preços 2022" devem ser considerados indicativos, sendo que os preços definitivos devem ser confirmados com a Aquaglass de forma a desmistificar erros de impressão ou eventuais alterações alheias à nossa empresa, tais como, aumentos com a despesa em transportes e matérias-primas, bem como alterações cambiais.
- Aos preços indicados acresce o IVA em vigor.

2 - Transporte

- As mercadorias são consideradas nossa responsabilidade até saírem do nosso armazém, sendo que após essa saída a responsabilidade passa para o nosso cliente ou para o transportador.
- O valor mínimo de fatura para que a Aquaglass pague o transporte é de 350€ no mercado nacional, sendo que faturas inferiores a este valor o transporte será suportado pelo cliente.
- A mercadoria após entrega e assinada pelo recetor é considerada entregue em boas condições, completa e sem danos visíveis.

3 - Prazos de entrega

A empresa efetuará a gestão mais adequada para cumprir os prazos de entrega combinados. No entanto, por fatores que nos são alheios, como atrasos de transportes de entrega por parte de empresas subcontratadas ou fornecimento de matérias-primas, o incumprimento deste não justifica um pedido de indemnização.

4 - Garantia

A Aquaglass dá garantia do produto durante dois anos, para defeitos de fabrico devidamente comprovados. Só aceita a devolução após a reclamação feita por escrito e analisada pela nossa empresa. Estão excluídos da garantia quaisquer danos devido a um uso impróprio, ou abusivo, má instalação, uso inadequado, danos de transporte, utilização de produtos químicos que danifiquem o material e falta de manutenção regular. Considera-se produto defeituoso quando este não oferece as condições de funcionamento espectáveis, tendo em conta a sua apresentação, e a utilização que razoavelmente possa ser feita no momento da sua entrada em funcionamento.

5 - Reclamações

Todas as reclamações devido a quantidades de material entregue devem ser efetuadas por escrito num prazo máximo de 5 dias após a receção da mercadoria. As reclamações devido a quantidades de volumes recebidas devem ser efetuadas de imediato no ato da entrega ao transportador. Reclamações de defeitos de fabrico ou outras irregularidades estão ao abrigo da garantia.

6 - Devoluções

Todos os pedidos de devolução de mercadoria devem ser efetuados por escrito, e só serão aceites após acordo com a nossa empresa num prazo máximo de 15 dias.

7 - Condições de pagamento

Todas as operações a crédito implicam o preenchimento de um acordo por escrito e respetiva aprovação por parte da gerência da Aquaglass. Os valores máximos de crédito serão sempre definidos pelos nossos serviços. Sendo as condições gerais as seguintes:

- A pronto pagamento contra entrega com um desconto de 4%.
- Pagamento a 30 dias da data da fatura com um desconto de 2%.
- Pagamento a 60 dias será sem desconto.
- No caso de atraso de pagamento acima de 60 dias, a Aquaglass reserva o Direito de suspensão de fornecimento.
- Acima dos 75 dias, reservamos o direito de debitar juros à taxa legal.
- Faturas inferiores a 50€ ficam sujeitas a uma despesa mínima de 2,5€ por manuseamento, embalagem e despesas administrativas.
- A mercadoria que seja entregue à cobrança será debitado 2€ pelo serviço.

8 - Reserva de propriedade

Todos os artigos vendidos a crédito serão considerados propriedade da Aquaglass até ao pagamento do valor total da respectiva fatura.

The terms below apply to all budgets, orders and invoices made to our company - Aquaglass -, thus corresponding to an acceptance by the buyer of these general sales conditions.

1 - Prices and supplies

- All prices shown in the "Tabela de Preços 2022" should be considered indicative and that the final price should be confirmed with the Aquaglass in order to outwit misprints or any others changes to our company, such as, transport and raw materials spending increases, as well as exchange rate changes.
- The indicated prices plus the IVA effect.

2 - Transport

- The goods are considered out responsibility to leave our warehouse, and after that exit the responsibility passes to our customer or the carrier.
- The minimum invoice value for the Aquaglass pay transportation is 800€ for the below invoices this value will be borne by the customer.
- The goods after delivery and signed by the receiver are considered to be delivered in good condition, complete and without visible damage.

3 - Term delivery

The company will carry out the most appropriate management to meet the delivery times combined. However, due to factors beyond our control, such as delays in delivery transport by subcontractors or raw material supplies, failure to do so does not justify a claim for compensation.

4 - Guarantee

The Aquaglass gives the product warranty for two years, for duly proven manufacturing defects. Only accept returned after the claim made in writing and duly analyzed by our company. They are excluded from any warranty damage due to improper use, or abuse, improper installation, misuse, shipping damage, use of chemicals that damage the material and lack of regular maintenance. It is considered defective products when it does not offer the expected operating conditions, having regard to its presentation, and the use that can reasonably be done at the time of entry into operation.

5 - Complaints

All claims due to amounts of material delivered must be made in writing no later than 5 days after receipt of the goods. Complaints due to amounts received volumes must be made immediately upon delivery to the carrier. Complaints of defects or other irregularities are under warranty.

6 - Returns

All requests for goods return must be made in writing and will only be accepted after agreement with our company within a maximum of 15 days.

7 - Payment terms

All credit operations imply the fulfillment of an agreement and respective approval by Aquaglass management. The maximum credit values will always be defined by us. The general conditions being as follows:

- Cash on delivery at a discount of 4%.
- Payment to 30 days of the invoice date with a discount of 2%.
- Payment to 60 days will be no discount.
- In the case of over 60 days late payment, the Aquaglass reserves the supply suspension of law.
- Most of the 75 days we reserve the right to charge interest at the statutory rate.
- Invoices less than 50€ are subject to a minimum expenditure of 2,5€ for handling packaging and administrative expenses.
- Cash-On-Delivery merchandise will add 2€ to the total service price.

8 - Property reserve

All credit to sold items will be considered the property of Aquaglass until the fullpayment of the invoice.

AQUAGLASS
Material Sanitário e Decoração, Lda.

Rua do Negral, 1141-B
4440-115 Campo-Valongo

tel - 224832232 / fax - 224832252
e-mail - info@aquaglass.pt

GPS: 41° 8' 56" N 8° 31' 52" W